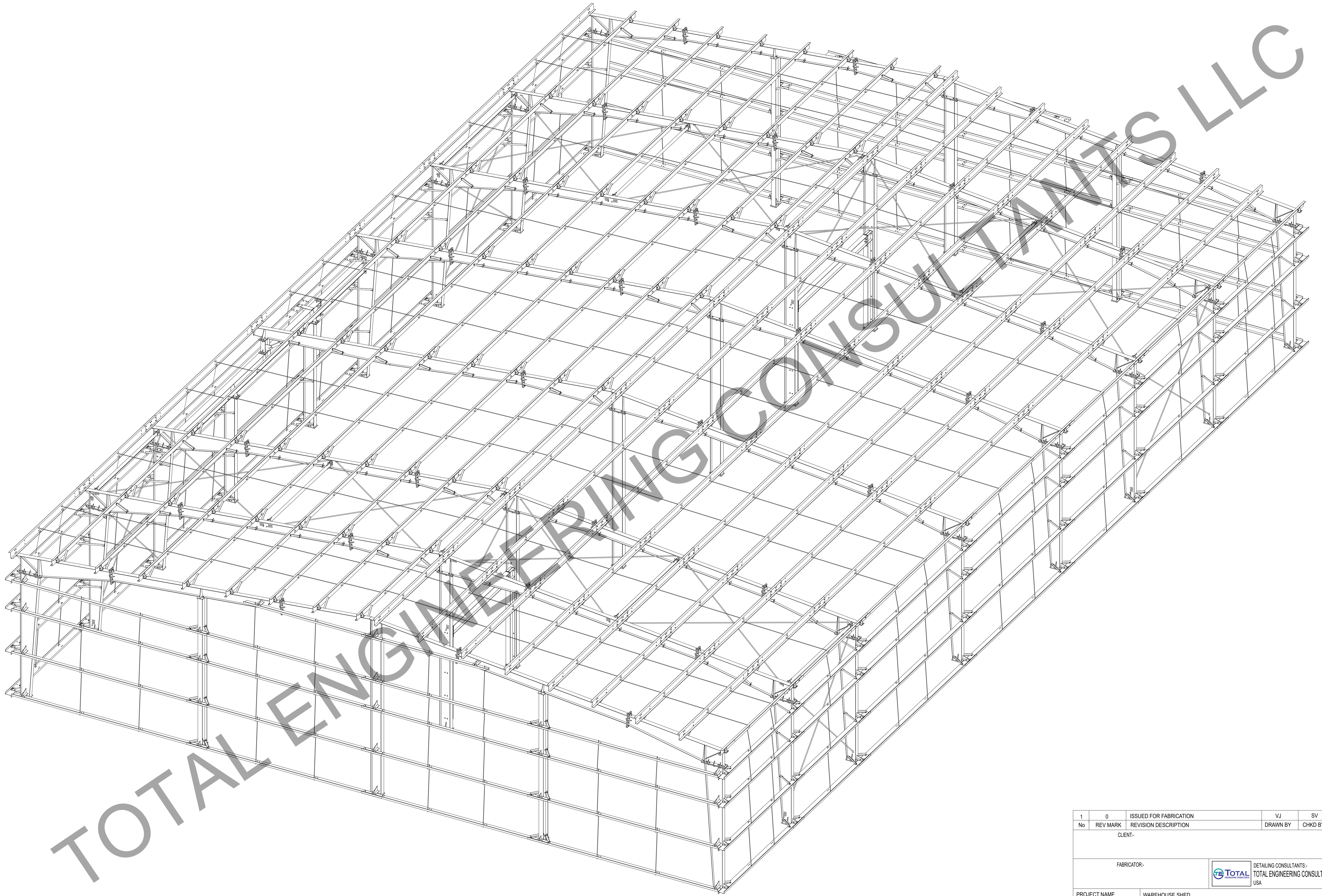




ERECTION DRAWINGS

TOTAL ENGINEERING CONSULTANTS LLC

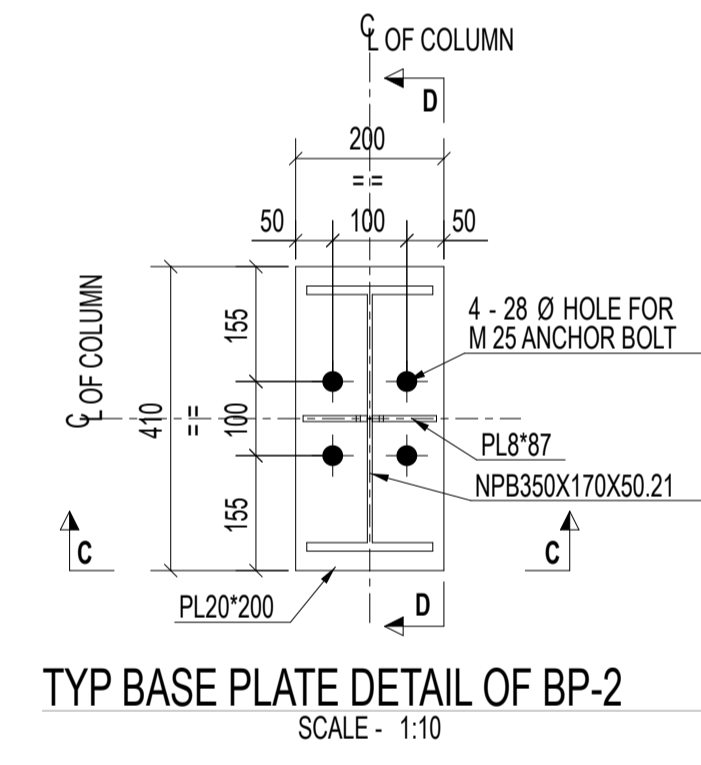
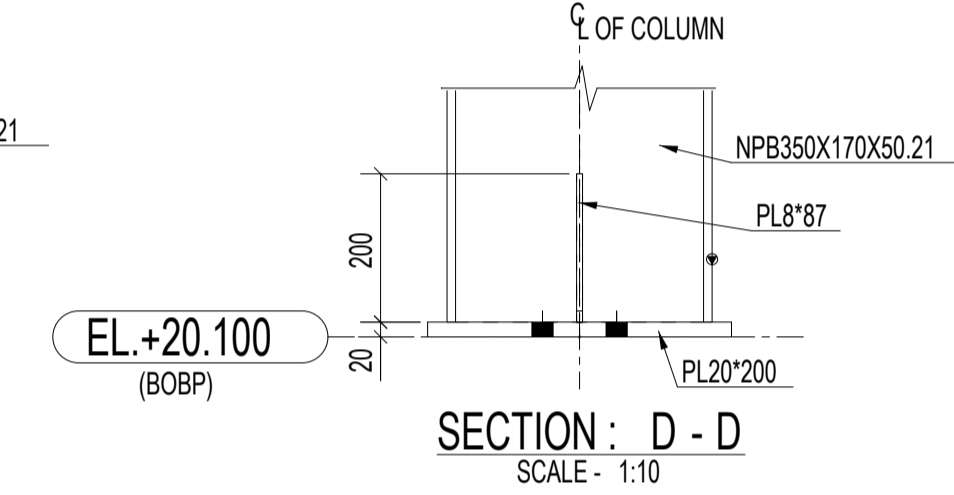
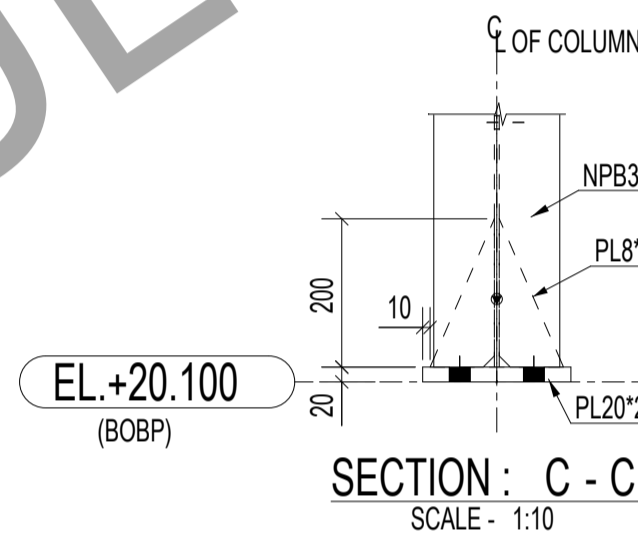
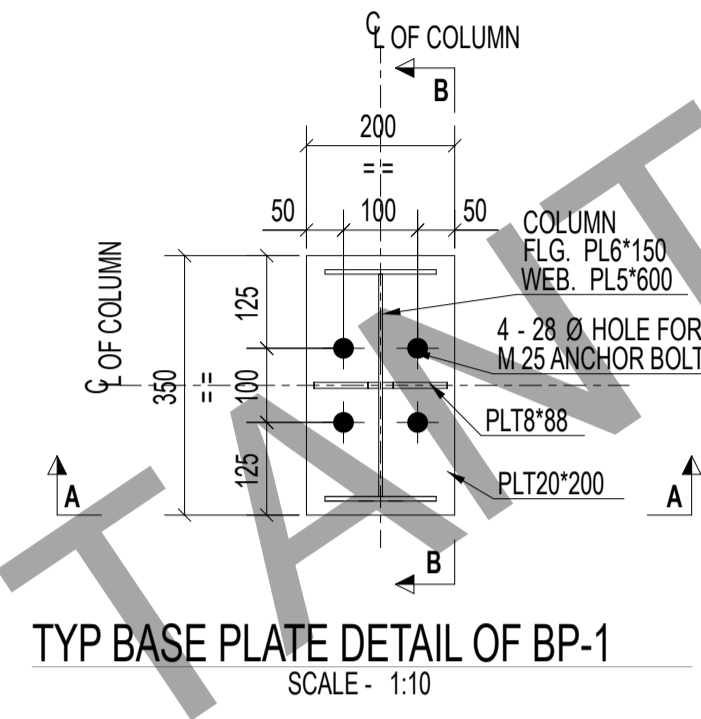
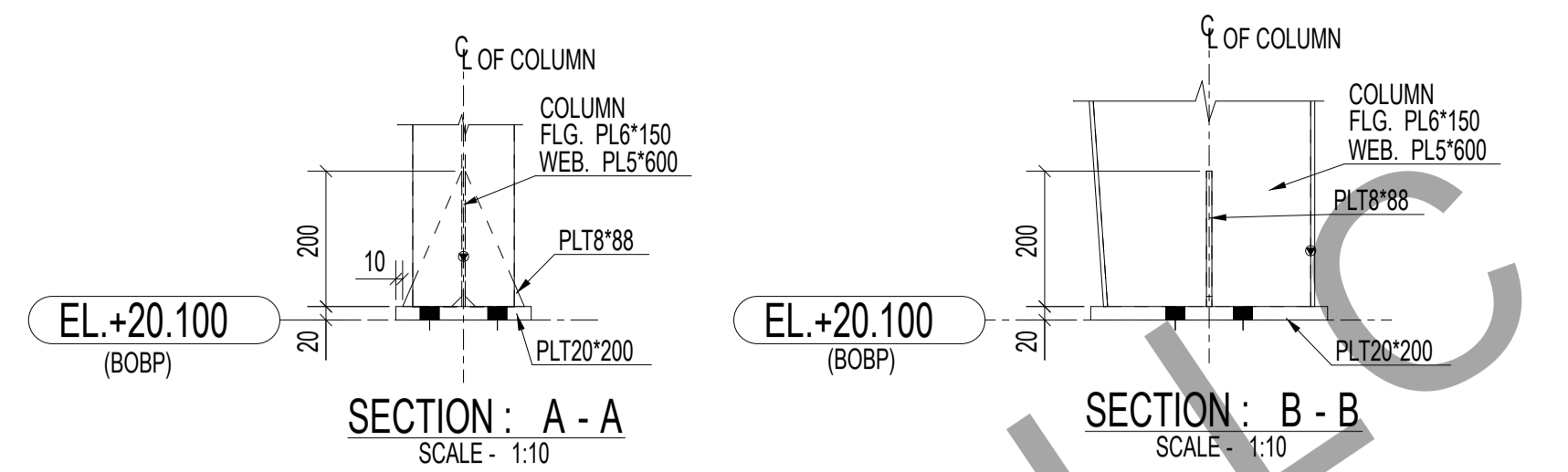


ISOMETRIC VIEW
SCALE - 1:50

1	0	ISSUED FOR FABRICATION	VJ	SV	27.03.2024
No	REV MARK	REVISION DESCRIPTION	DRAWN BY	CHKD BY	REV DATE
CLIENT-					
FABRICATOR-					
			 DETAILING CONSULTANTS- TOTAL ENGINEERING CONSULTANTS LLC USA		
PROJECT NAME		WAREHOUSE SHED			
DRAWING TITLE		ERECTION DRAWING OF ISOMETRIC VIEW			
DESIGN CONSULTANT		-		JOB No:- PDSPL-05	SH. No:- 1 OF 1
APPROVED BY		-		SCALE:- AS SHOWN	SHT SIZE:-
DRAWING No		2024-P11-P01-ER-01		REV. No- 0	A1



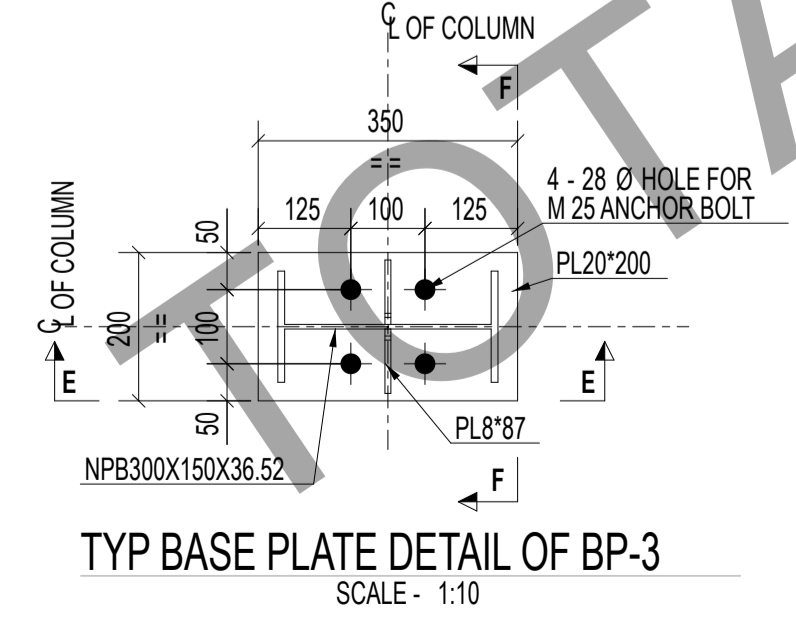
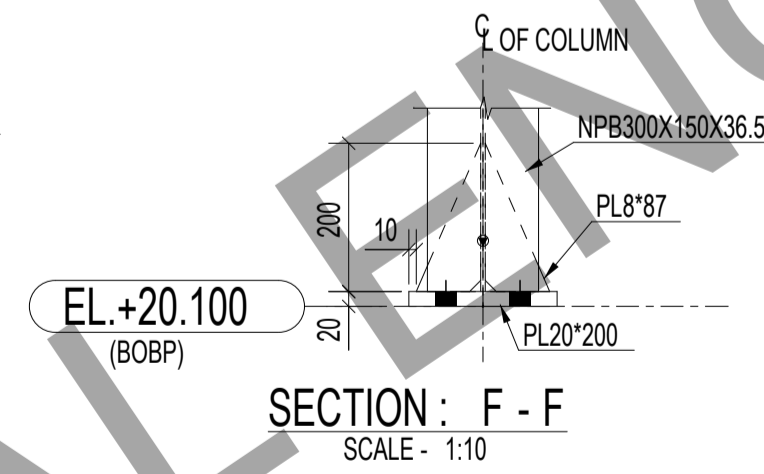
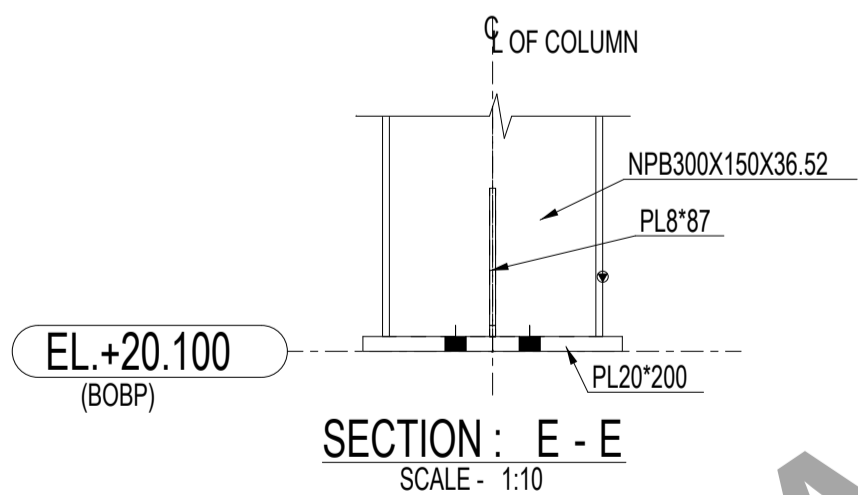
BASE PLATE PLAN AT EL.+20.100 (BOBP)
SCALE - 1:75



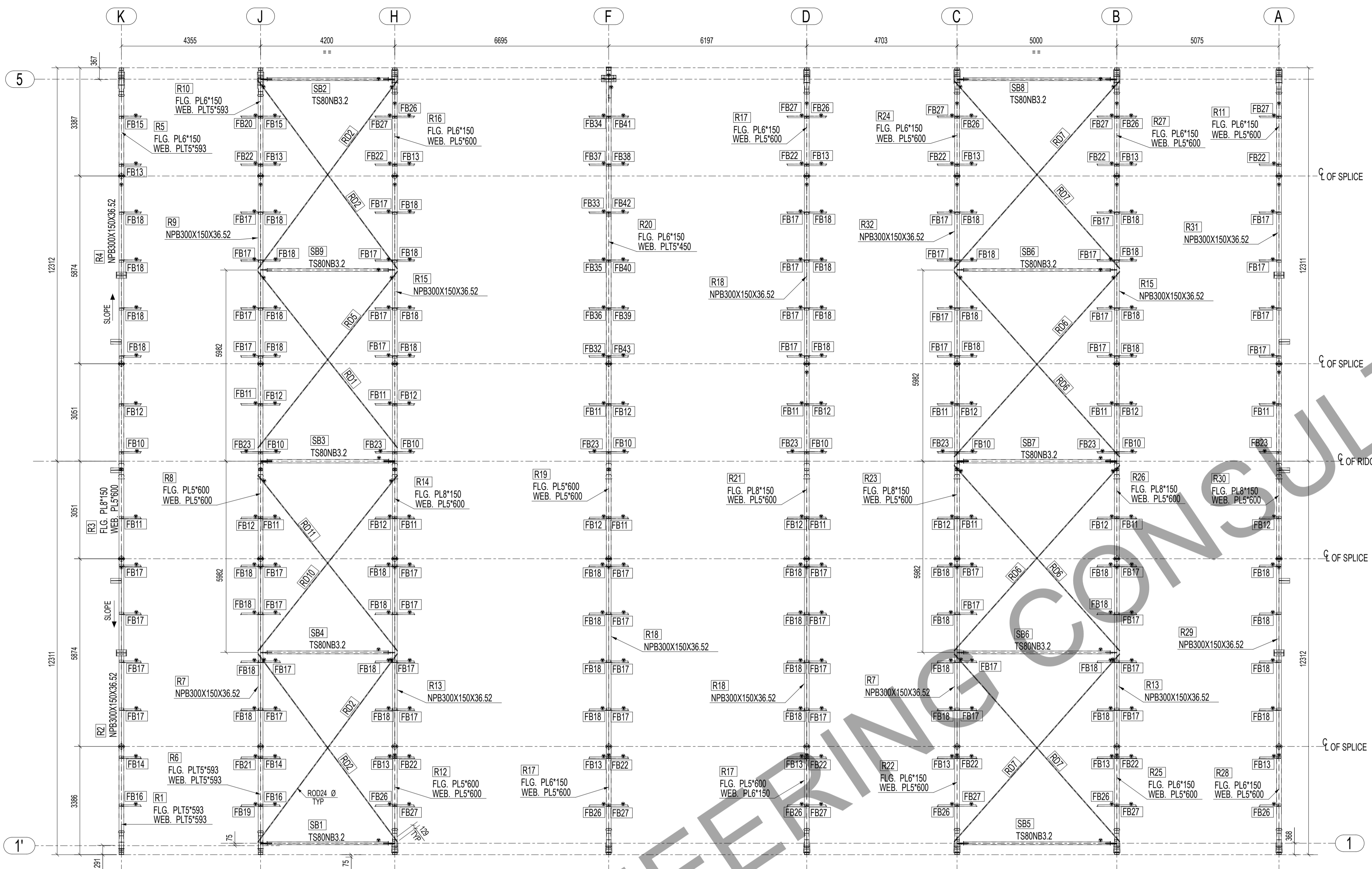
- NOTES:-**
- ALL DIMENSIONS ARE IN MILLIMETERS. ALL ELEVATIONS, LEVELS ARE IN METERS, UNLESS NOTED OTHERWISE.
 - DRAWING SHALL NOT BE SCALED, WRITTEN DIMENSION SHALL BE FOLLOWED. ANY DISCREPANCY NOTED SHALL BE BROUGHT TO THE NOTICE OF THE ENGINEER BEFORE COMMENCING THE WORK.
 - ALL CIVIL WORK DIMENSIONS SHALL BE CHECKED BEFORE START OF FABRICATION WORK.
 - FABRICATION AND ERECTION OF STEEL STRUCTURES SHALL BE GOVERNED BY IS:800 (LATEST).
 - STEEL STRUCTURE DESIGN AS PER IS:800:2007.
 - FABRICATION TOLERANCES AS PER GOOD ENGINEERING PRACTICE.
 - WELD SHALL CONFORMING TO IS:816:1969.
 - SHOP WELD SHALL BE 6 MM CONTINUES FILLET AND SITE WELD SHALL BE 8 MM SIZE FILLET CONTINUOUS U.N.O.

ABBREVIATIONS:-

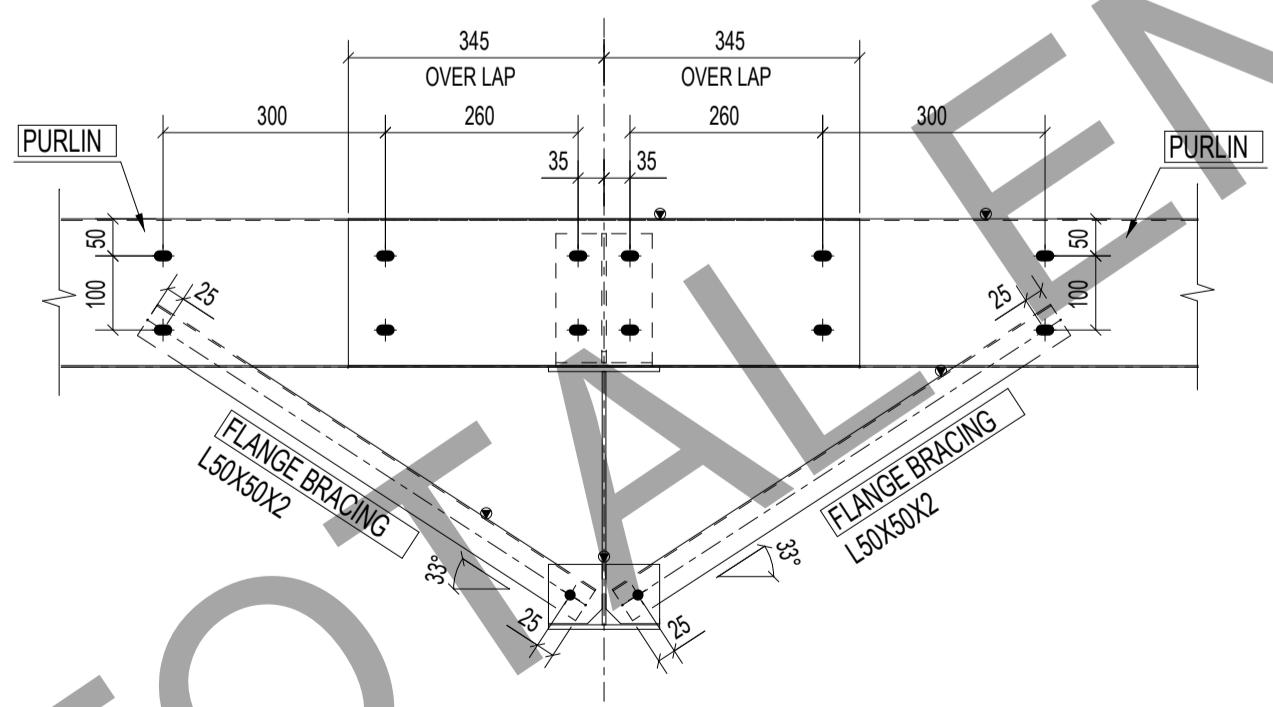
TYP - TYPICAL	ELE - ELEVATION LEVEL
CL - CENTER LINE	THK - THICKNESS
C/C - CENTER TO CENTER	TOS - TOP OF STEEL
BOBP - BOTTOM OF BASE PLATE	TOGR - TOP OF GRATING
TOCP - TOP OF CHEQUERED PLATE	C - COLUMN
RD - ROD BRACING	B - BEAM
FB - FLANGE BRACING	R - RAFTER
PR - PURLIN	SR - SAG ROD
GR - GIRT	PB - PORTAL BEAM
JB - JACK BEAM	PC - PORTAL COLUMN
VBR - VERTICAL BRACING	SB - STRUT PIPE
SC - STUB COLUMN	



1	0	ISSUED FOR FABRICATION	VJ	SV	27.03.2024
No	REV MARK	REVISION DESCRIPTION	DRAWN BY	CHKD BY	REV. DATE
CLIENT-					
FABRICATOR-					
PROJECT NAME		WAREHOUSE SHED			
DRAWING TITLE		ERECTION DRAWING OF BASE PLATE PLAN			
DESIGN CONSULTANT		JOB No:- PDSPL-05		SH. No:- 1 OF 1	
APPROVED BY		SCALE:- AS SHOWN		SHT SIZE:-	
DRAWING No		2024-P11-P01-ER-02		REV. No:- 0 A1	



RAFTER PLAN
SCALE - 1/75




TYP DEAIL OF FLANGE BRACING
SCALE - 1:10

- NOTES:-**
- ALL DIMENSIONS ARE IN MILLIMETERS. ALL ELEVATIONS, LEVELS ARE IN METERS, UNLESS NOTED OTHERWISE.
 - DRAWING SHALL NOT BE SCALED, WRITTEN DIMENSION SHALL BE FOLLOWED. ANY DISCREPANCY NOTED SHALL BE BROUGHT TO THE NOTICE OF THE ENGINEER BEFORE COMMENCING THE WORK.
 - ALL CIVIL WORK DIMENSIONS SHALL BE CHECKED BEFORE START OF FABRICATION WORK.
 - FABRICATION AND ERECTION OF STEEL STRUCTURES SHALL BE GOVERNED BY IS:800 (LATEST).
 - STEEL STRUCTURE DESIGN AS PER IS:800-2007.
 - FABRICATION TOLERANCES AS PER GOOD ENGINEERING PRACTICE.
 - WELD SHALL CONFORMING TO IS:816-1969.
 - SHOP WELD SHALL BE 6 MM CONTINUES FILLET AND SITE WELD SHALL BE 8 MM SIZE FILLET CONTINUOUS U.N.O.

ABBREVIATIONS:-

TYP - TYPICAL	ELE - ELEVATION LEVEL
CL - CENTER LINE	THK - THICKNESS
C/C - CENTER TO CENTER	TOS - TOP OF STEEL
BOBP - BOTTOM OF BASE PLATE	TOGR - TOP OF GRATING
TOCP - TOP OF CHEQUERED PLATE	C - COLUMN
RD - ROD BRACING	B - BEAM
FB - FLANGE BRACING	R - RAFTER
PR - PURLIN	SR - SAG ROD
GR - GIRT	PB - PORTAL BEAM
JB - JACK BEAM	PC - PORTAL COLUMN
VBR - VERTICAL BRACING	SB - STRUT PIPE
SC - STUB COLUMN	

1	0	ISSUED FOR FABRICATION	VJ	SV	27.03.2024
No	REV MARK	REVISION DESCRIPTION	DRAWN BY	CHKD BY	REV. DATE
CLIENT:-					
FABRICATOR:-					
PROJECT NAME		WAREHOUSE SHED			
DRAWING TITLE		ERECTION DRAWING OF ROOF PLAN			
DESIGN CONSULTANT		JOB No:- PDSPL-05		SH. No:- 1 OF 1	
APPROVED BY		SCALE:- AS SHOWN		SHT SIZE:-	
DRAWING No		2024-P11-P01-ER-03		REV. No:- 0 A1	



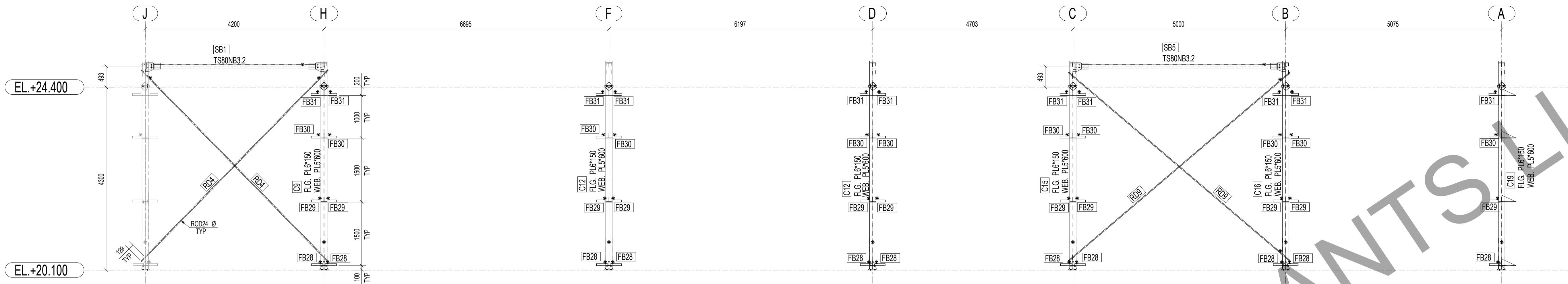
ROOF PURLIN PLAN
SCALE - 1:75

- NOTES:-**
- ALL DIMENSIONS ARE IN MILLIMETERS. ALL ELEVATIONS, LEVELS ARE IN METERS, UNLESS NOTED OTHERWISE.
 - DRAWING SHALL NOT BE SCALED, WRITTEN DIMENSION SHALL BE FOLLOWED. ANY DISCREPANCY NOTED SHALL BE BROUGHT TO THE NOTICE OF THE ENGINEER BEFORE COMMENCING THE WORK.
 - ALL CIVIL WORK DIMENSIONS SHALL BE CHECKED BEFORE START OF FABRICATION WORK.
 - FABRICATION AND ERECTION OF STEEL STRUCTURES SHALL BE GOVERNED BY IS:800 (LATEST).
 - STEEL STRUCTURE DESIGN AS PER IS:800:2007.
 - FABRICATION TOLERANCES AS PER GOOD ENGINEERING PRACTICE.
 - WELD SHALL CONFORMING TO IS:816-1969.
 - SHOP WELD SHALL BE 6 MM CONTIGUES FILLET AND SITE WELD SHALL BE 8 MM SIZE FILLET CONTINUOUS U.N.O.

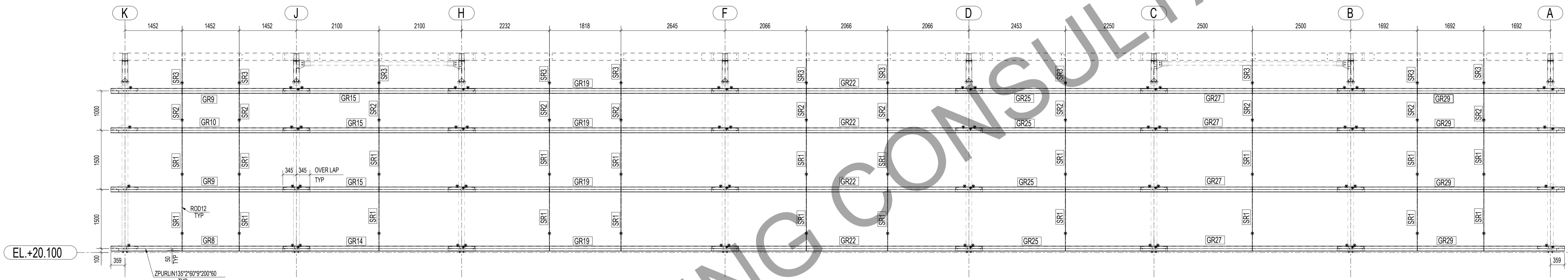
ABBREVIATIONS:-

TYP - TYPICAL	ELE - ELEVATION LEVEL
CL - CENTER LINE	THK - THICKNESS
C/C - CENTER TO CENTER	TOS - TOP OF STEEL
BOBP - BOTTOM OF BASE PLATE	TOGR - TOP OF GRATING
TOPP - TOP OF CHEQUERED PLATE	C - COLUMN
RD - ROD BRACING	B - BEAM
FB - FLANGE BRACING	R - RAFTER
PR - PURLIN	SR - SAG ROD
GR - GIRT	PB - PORTAL BEAM
JB - JACK BEAM	PC - PORTAL COLUMN
VBR - VERTICAL BRACING	SB - STRUT PIPE
SC - STUB COLUMN	

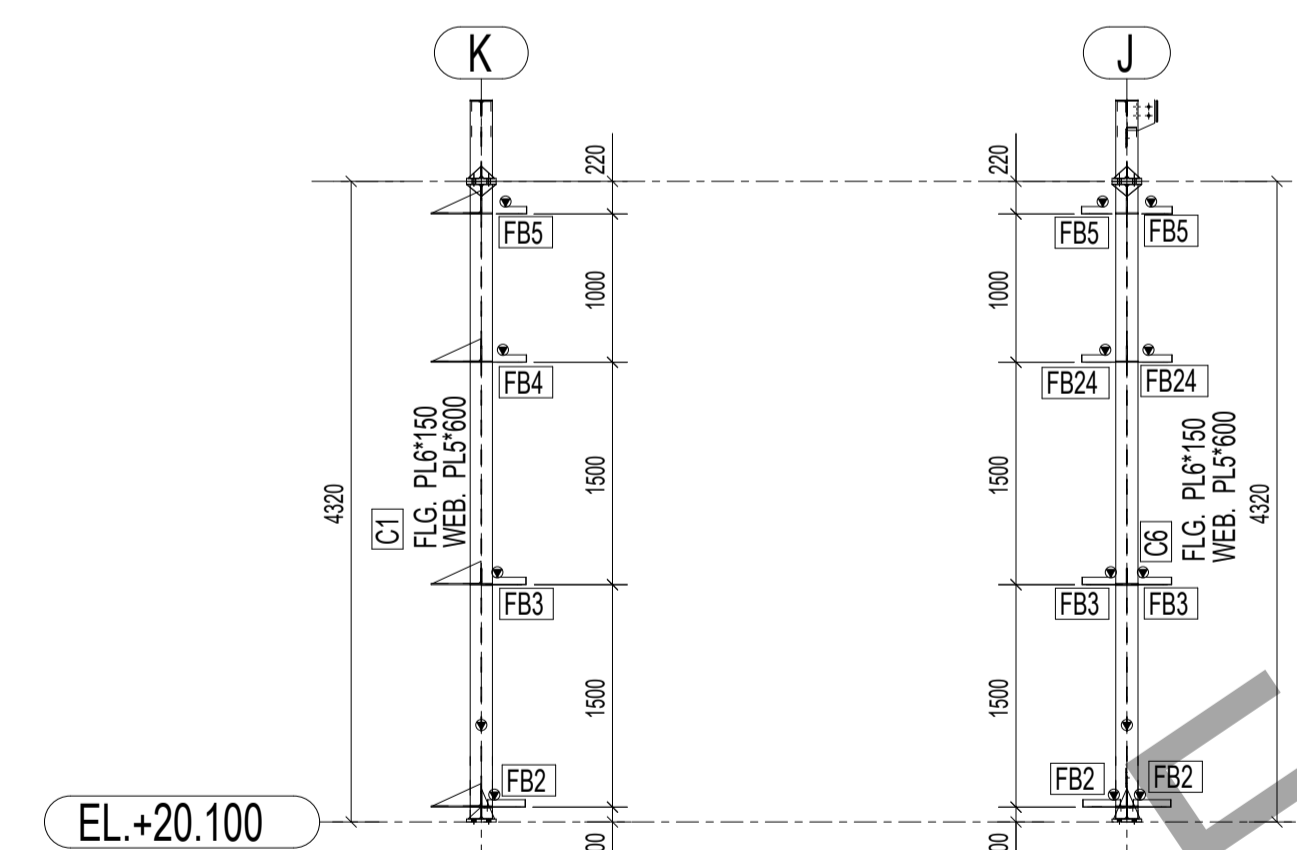
1	0	ISSUED FOR FABRICATION	VJ	SV	27.03.2024
No	REV MARK	REVISION DESCRIPTION	DRAWN BY	CHKD BY	REV. DATE
CLIENT-					
FABRICATOR-					
PROJECT NAME		WAREHOUSE SHED			
DRAWING TITLE		ERECTION DRAWING OF ROOF PURLIN PLAN			
DESIGN CONSULTANT		JOB No:- PDSPL-05		SH. No:- 1 OF 1	
APPROVED BY		SCALE:- AS SHOWN		SHT SIZE:-	
DRAWING No		2024-P11-P01-ER-04		REV. No:- 0 A1	



ELEVATION ALONG GRID - 1
SCALE - 1:50



ELEVATION ALONG GRID - 1
SCALE - 1:50
(FOR GR & SG)



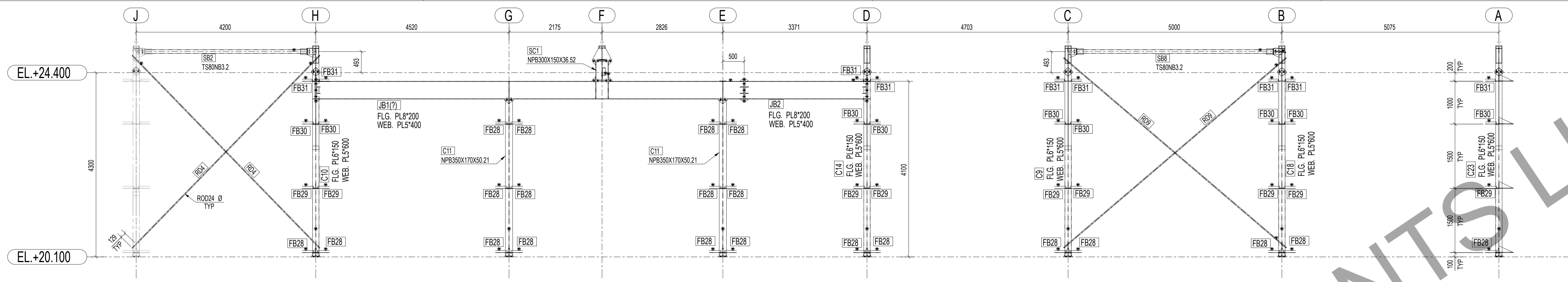
ELEVATION ALONG GRID - 1
SCALE - 1:50

- NOTES:-**
- ALL DIMENSIONS ARE IN MILLIMETERS. ALL ELEVATIONS, LEVELS ARE IN METERS, UNLESS NOTED OTHERWISE.
 - DRAWING SHALL NOT BE SCALED, WRITTEN DIMENSION SHALL BE FOLLOWED. ANY DISCREPANCY NOTED SHALL BE BROUGHT TO THE NOTICE OF THE ENGINEER BEFORE COMMENCING THE WORK.
 - ALL CIVIL WORK DIMENSIONS SHALL BE CHECKED BEFORE START OF FABRICATION WORK.
 - FABRICATION AND ERECTION OF STEEL STRUCTURES SHALL BE GOVERNED BY IS:800 (LATEST).
 - STEEL STRUCTURE DESIGN AS PER IS:800:2007.
 - FABRICATION TOLERANCES AS PER GOOD ENGINEERING PRACTICE.
 - WELD SHALL CONFORMING TO IS:816-1969.
 - SHOP WELD SHALL BE 6 MM CONTINUOUS FILLET AND SITE WELD SHALL BE 8 MM SIZE FILLET CONTINUOUS U.N.O.

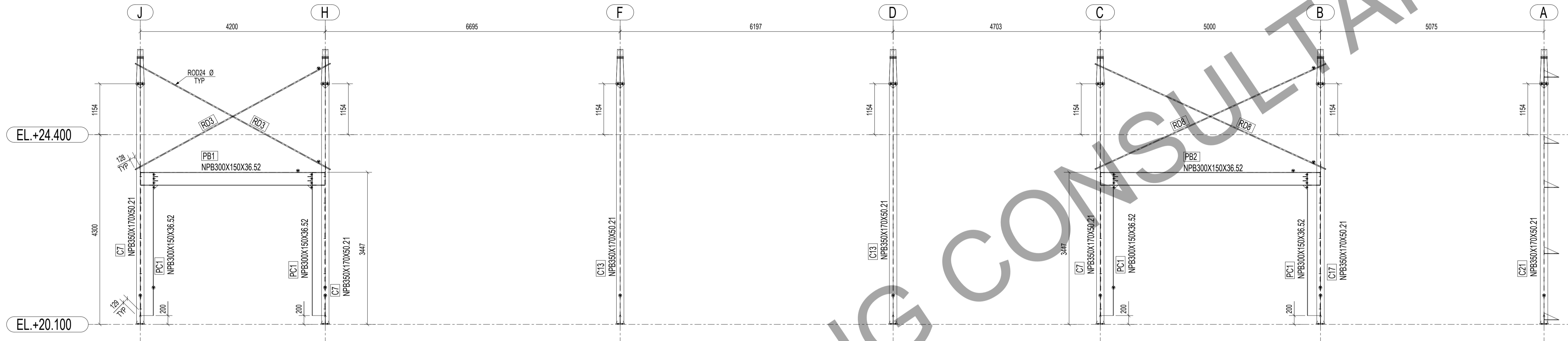
ABBREVIATIONS:-

TYP - TYPICAL	ELE - ELEVATION LEVEL
CL - CENTER LINE	THK - THICKNESS
C/C - CENTER TO CENTER	TOS - TOP OF STEEL
BOBP - BOTTOM OF BASE PLATE	TOGR - TOP OF GRATING
TOCP - TOP OF CHECKERED PLATE	C - COLUMN
RD - ROD BRACING	B - BEAM
FB - FLANGE BRACING	R - RAFTER
PR - PURLIN	SR - SAG ROD
GR - GIRT	PB - PORTAL BEAM
JB - JACK BEAM	PC - PORTAL COLUMN
VBR - VERTICAL BRACING	SB - STRUT PIPE
SC - STUB COLUMN	

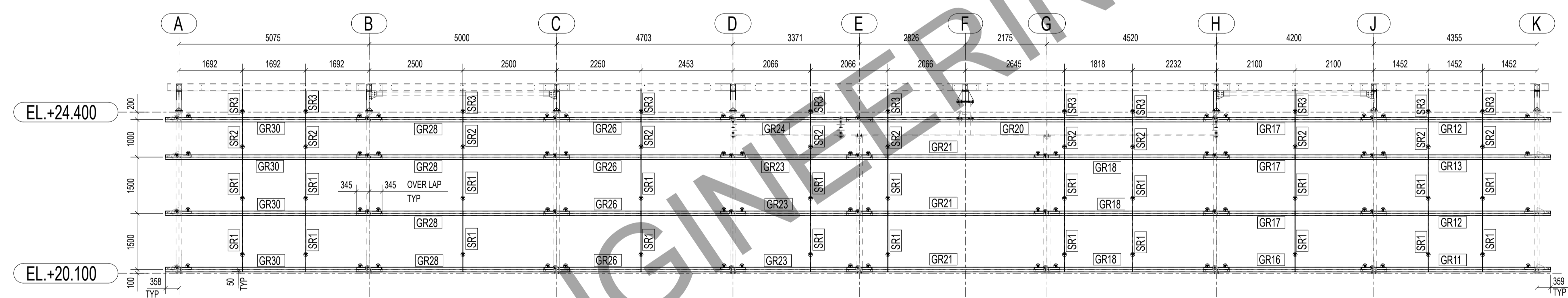
1	0	ISSUED FOR FABRICATION	VJ	SV	27.03.2024
No	REV MARK	REVISION DESCRIPTION	DRAWN BY	CHKD BY	REV. DATE
CLIENT:-					
FABRICATOR:-					
PROJECT NAME		WAREHOUSE SHED			
DRAWING TITLE		ERECTION DRAWING OF ELEVATION ALONG GRID - 1 & 1'			
DESIGN CONSULTANT		JOB No:- PDSPL-05		SHT No:- 1 OF 1	
APPROVED BY		SCALE:- AS SHOWN		SHT SIZE:-	
DRAWING No		2024-P11-P01-ER-05		REV. No:- 0 A1	



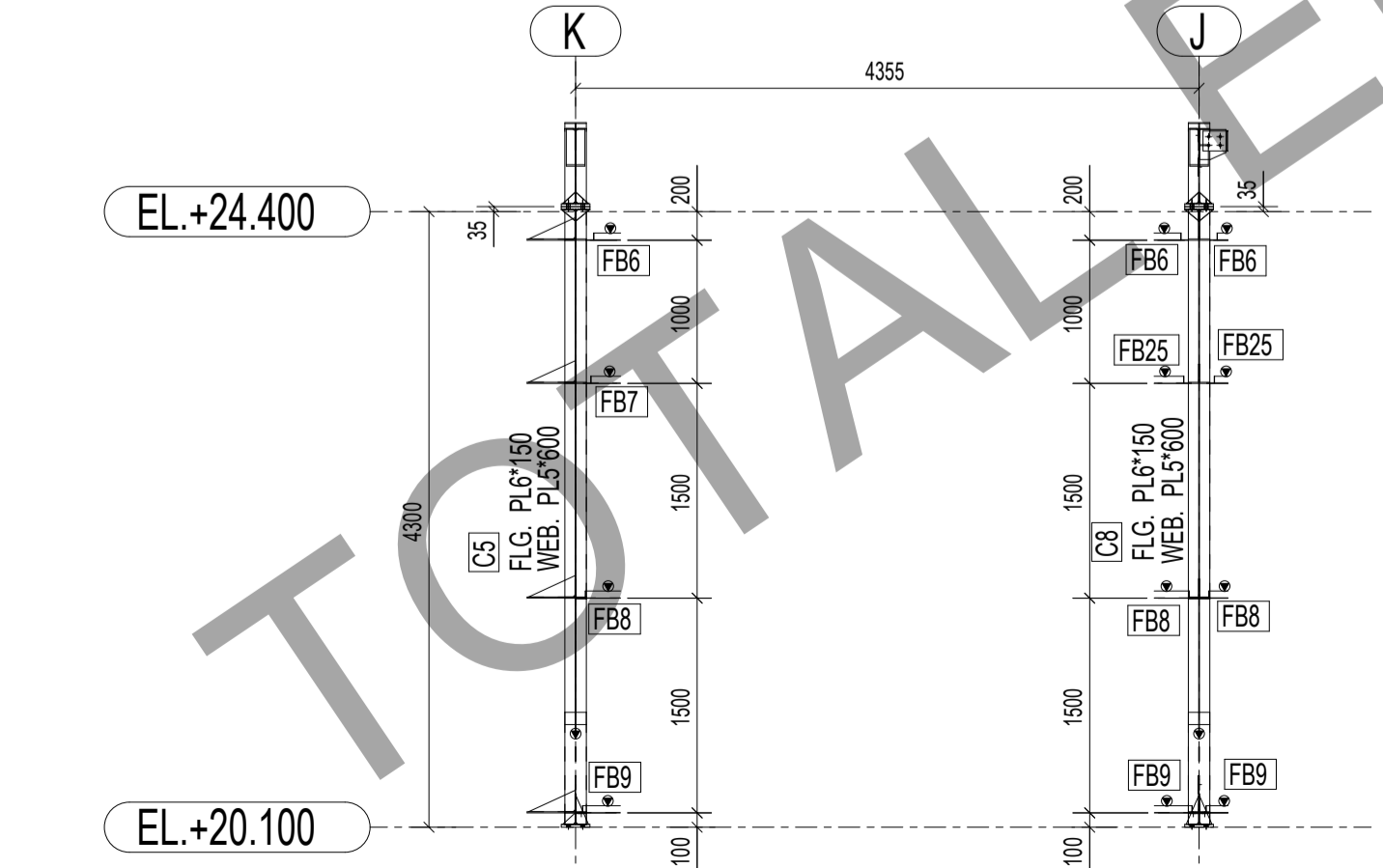
ELEVATION ALONG GRID - 5
SCALE - 1:50



ELEVATION ALONG GRID - 3
SCALE - 1:50



ELEVATION ALONG GRID - 5
SCALE - 1:75
(FOR GR & SR)



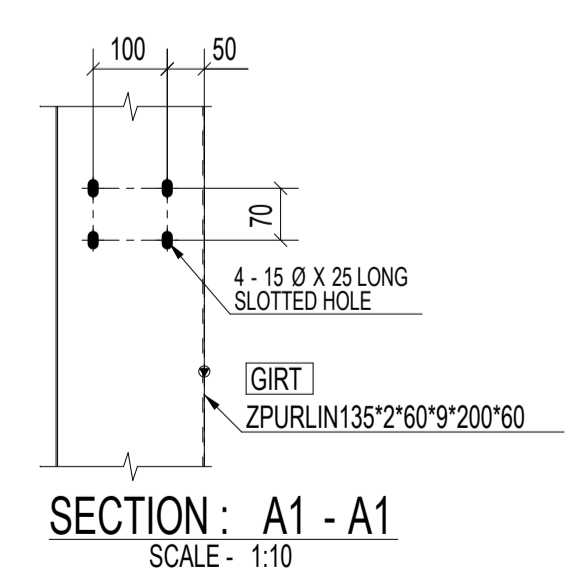
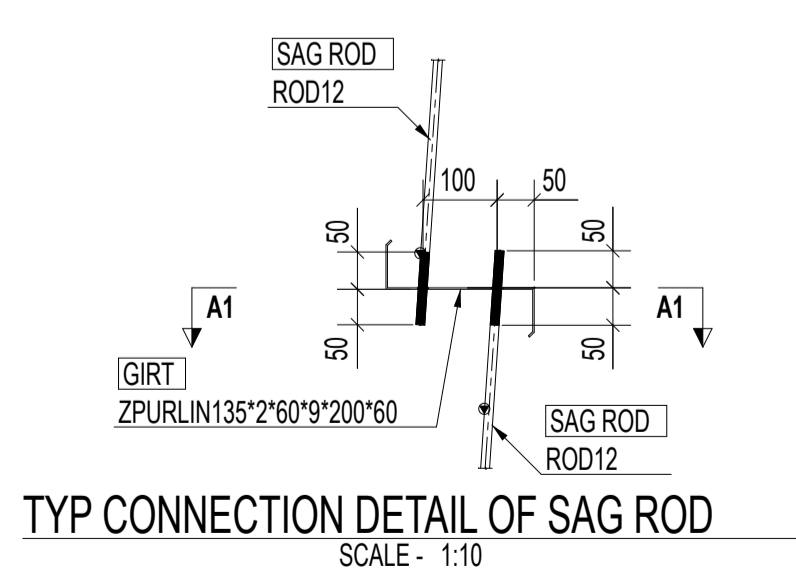
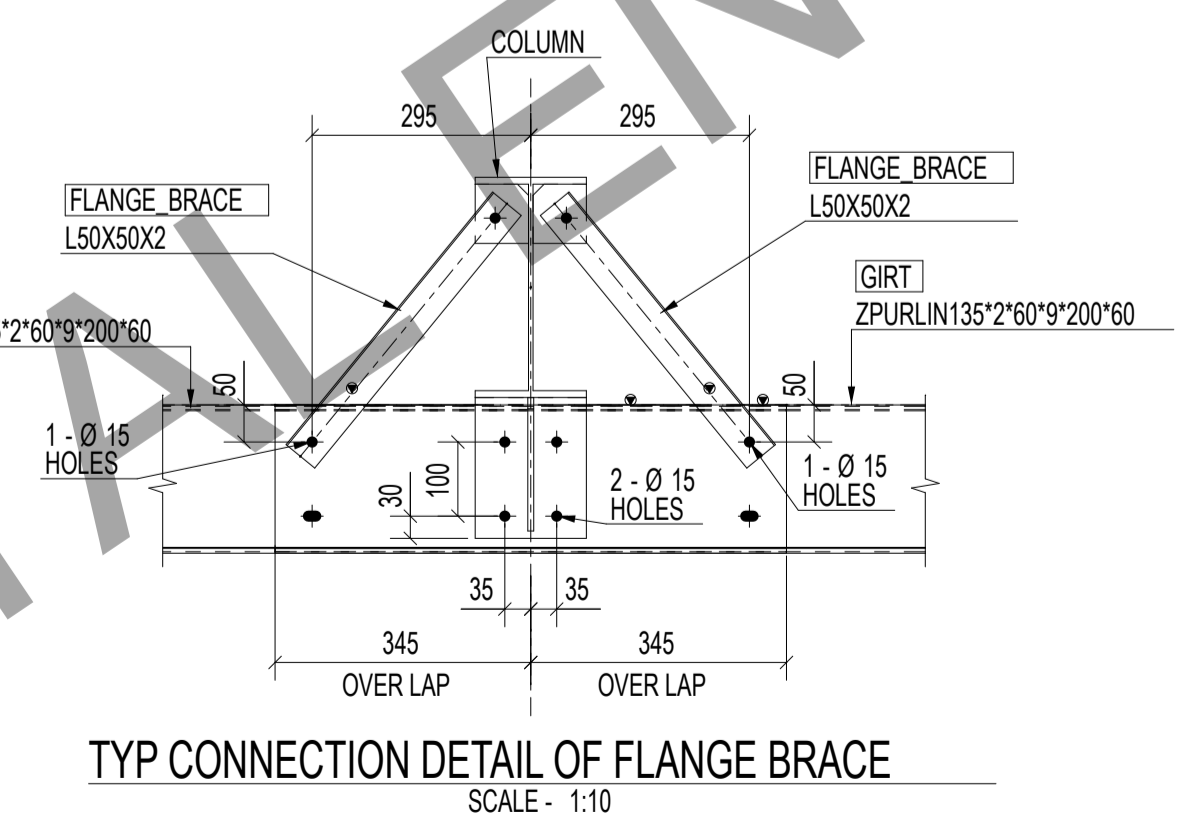

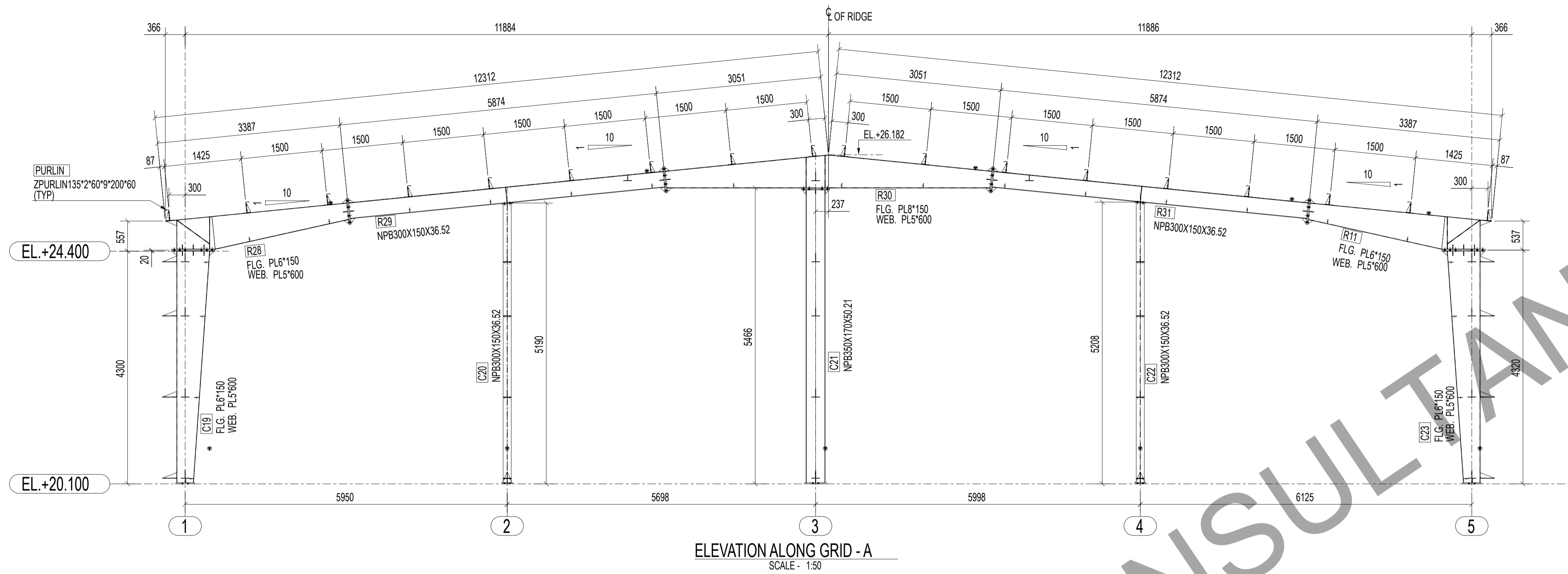
ELEVATION ALONG GRID - 5
SCALE - 1:50

- NOTES:-**
1. ALL DIMENSIONS ARE IN MILLIMETERS. ALL ELEVATIONS, LEVELS ARE IN METERS, UNLESS NOTED OTHERWISE.
 2. DRAWING SHALL NOT BE SCALED, WRITTEN DIMENSION SHALL BE FOLLOWED. ANY DISCREPANCY NOTED SHALL BE BROUGHT TO THE NOTICE OF THE ENGINEER BEFORE COMMENCING THE WORK.
 3. ALL CIVIL WORK DIMENSIONS SHALL BE CHECKED BEFORE START OF FABRICATION WORK.
 4. FABRICATION AND ERECTION OF STEEL STRUCTURES SHALL BE GOVERNED BY IS:800 (LATEST).
 5. STEEL STRUCTURE DESIGN AS PER IS:800-2007.
 6. FABRICATION TOLERANCES AS PER GOOD ENGINEERING PRACTICE.
 7. WELD SHALL CONFORMING TO IS:816-1969.
 8. SHOP WELD SHALL BE 6 MM CONTINUES FILLET AND SITE WELD SHALL BE 8 MM SIZE FILLET CONTINUOUS U.N.O.

ABBREVIATIONS:-

TYP - TYPICAL	EL - ELEVATION LEVEL
CL - CENTER LINE	THK - THICKNESS
C/C - CENTER TO CENTER	TOS - TOP OF STEEL
BOBP - BOTTOM OF BASE PLATE	TOGR - TOP OF GRATING
TOCP - TOP OF CHEQUERED PLATE	C - COLUMN
RD - ROD BRACING	B - BEAM
FB - FLANGE BRACING	R - RAFTER
PR - PURLIN	SR - SAG ROD
GR - GIRT	PB - PORTAL BEAM
JB - JACK BEAM	PC - PORTAL COLUMN
VBR - VERTICAL BRACING	SB - STRUT PIPE
SC - STUB COLUMN	

1	0	ISSUED FOR FABRICATION	VJ	SV	27.03.2024
No	REV MARK	REVISION DESCRIPTION	DRAWN BY	CHKD BY	REV. DATE
CLIENT-					
FABRICATOR-					
PROJECT NAME		WAREHOUSE SHED			
DRAWING TITLE		ERECTION DRAWING OF ELEVATION ALONG GRID - 3, 5 & 5'			
DESIGN CONSULTANT		JOB No:- PDSPL-05		SH. No:- 1 OF 1	
APPROVED BY		SCALE:- AS SHOWN		SHT SIZE:-	
DRAWING No		2024-P11-P01-ER-06		REV. No:- 0 A1	

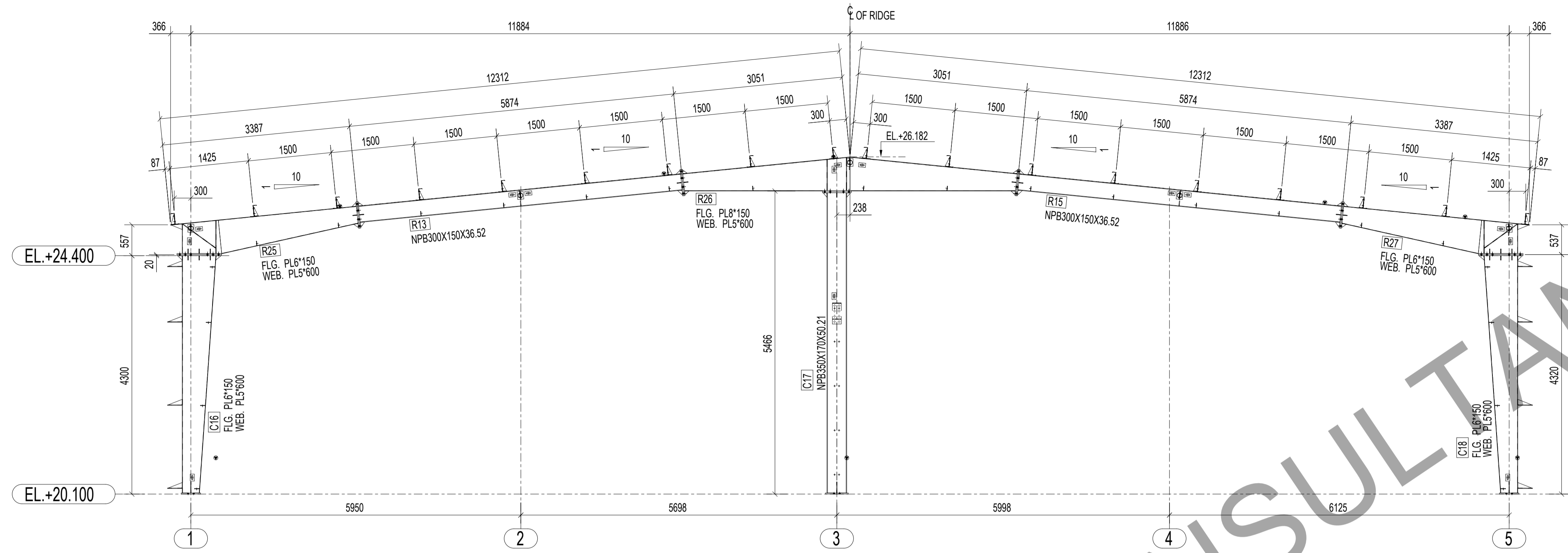


- NOTES:-**
1. ALL DIMENSIONS ARE IN MILLIMETERS. ALL ELEVATIONS, LEVELS ARE IN METERS, UNLESS NOTED OTHERWISE.
 2. DRAWING SHALL NOT BE SCALED, WRITTEN DIMENSION SHALL BE FOLLOWED. ANY DISCREPANCY NOTED SHALL BE BROUGHT TO THE NOTICE OF THE ENGINEER BEFORE COMMENCING THE WORK.
 3. ALL CIVIL WORK DIMENSIONS SHALL BE CHECKED BEFORE START OF FABRICATION WORK.
 4. FABRICATION AND ERECTION OF STEEL STRUCTURES SHALL BE GOVERNED BY IS:800 (LATEST).
 5. STEEL STRUCTURE DESIGN AS PER IS:800:2007.
 6. FABRICATION TOLERANCES AS PER GOOD ENGINEERING PRACTICE.
 7. WELD SHALL CONFORMING TO IS:816-1969.
 8. SHOP WELD SHALL BE 6 MM CONTIGUES FILLET AND SITE WELD SHALL BE 8 MM SIZE FILLET CONTINUOUS U.N.O.

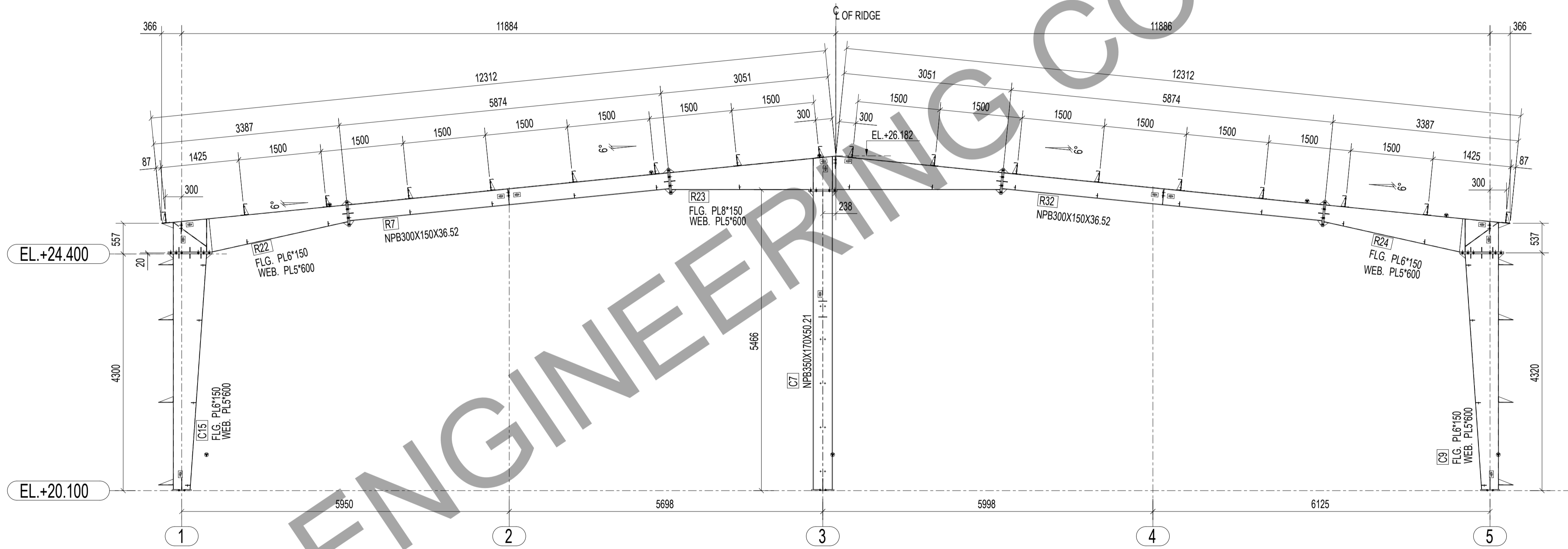
ABBREVIATIONS:-

TYP - TYPICAL	ELE - ELEVATION LEVEL
CL - CENTER LINE	THK - THICKNESS
CC - CENTER TO CENTER	TOS - TOP OF STEEL
BOBP - BOTTOM OF BASE PLATE	TOGR - TOP OF GRATING
TOCP - TOP OF CHECKERED PLATE	C - COLUMN
RD - ROD BRACING	B - BEAM
FB - FLANGE BRACING	R - RAFTER
PR - PURLIN	SR - SAG ROD
GR - GIRT	PB - PORTAL BEAM
JB - JACK BEAM	PC - PORTAL COLUMN
VBR - VERTICAL BRACING	SB - STRUT PIPE
SC - STUB COLUMN	

1	0	ISSUED FOR FABRICATION	SP	SV	27.03.2024
No	REV MARK	REVISION DESCRIPTION	DRAWN BY	CHKD BY	REV. DATE
CLIENT-					
FABRICATOR-					
PROJECT NAME		WAREHOUSE SHED			
DRAWING TITLE		ERECTION DRAWING OF ELEVATION ALONG GRID - A			
DESIGN CONSULTANT		JOB No:- PDSPL-05		SH. No:- 1 OF 1	
APPROVED BY		SCALE:- AS SHOWN		SHT SIZE:-	
DRAWING No		2024-P11-P01-ER-07		REV. No:- 0 A1	



ELEVATION ALONG GRID - B
SCALE - 1:50




ELEVATION ALONG GRID - C
SCALE - 1:50

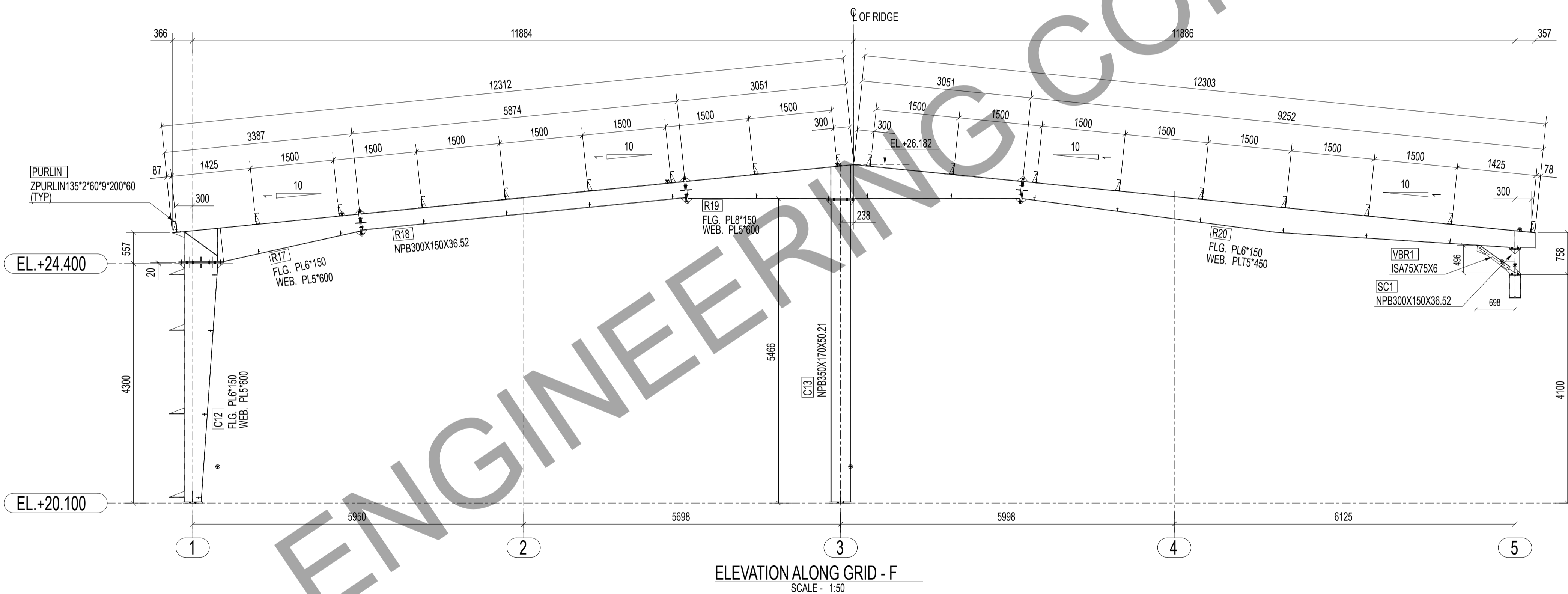
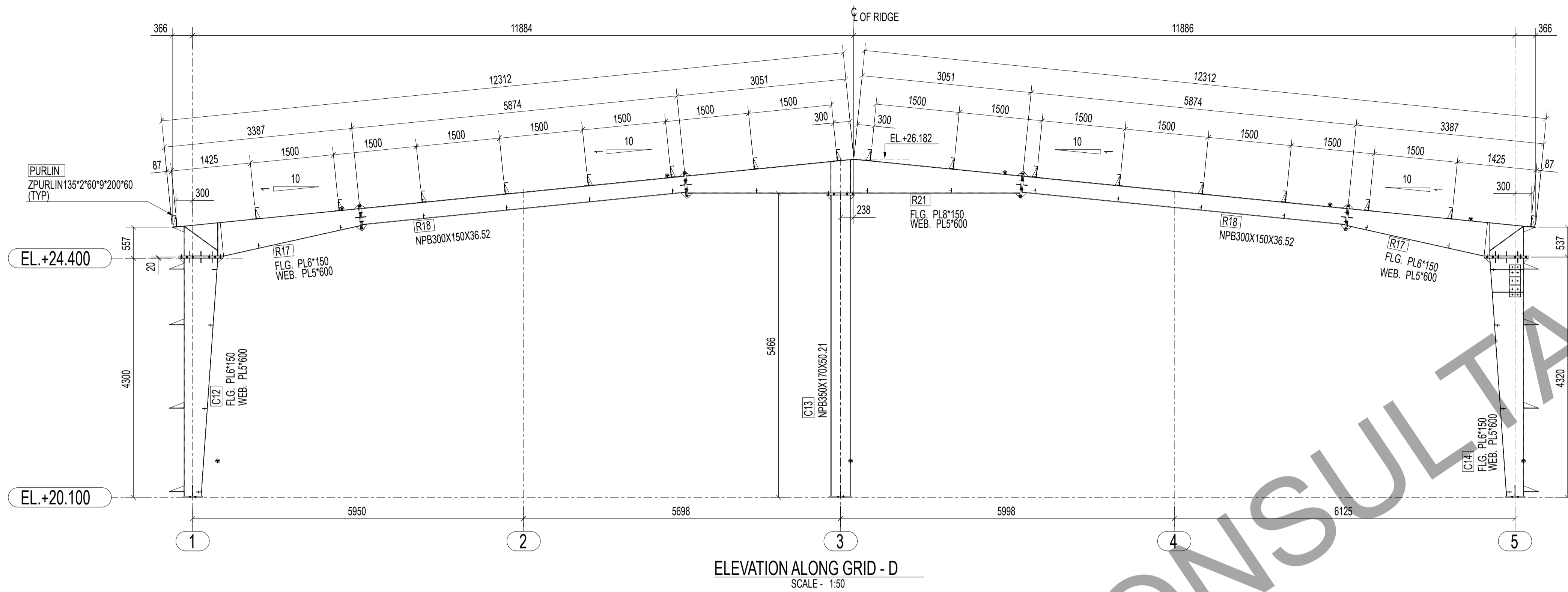
NOTES:-

1. ALL DIMENSIONS ARE IN MILLIMETERS. ALL ELEVATIONS, LEVELS ARE IN METERS, UNLESS NOTED OTHERWISE.
2. DRAWING SHALL NOT BE SCALED, WRITTEN DIMENSION SHALL BE FOLLOWED. ANY DISCREPANCY NOTED SHALL BE BROUGHT TO THE NOTICE OF THE ENGINEER BEFORE COMMENCING THE WORK.
3. ALL CIVIL WORK DIMENSIONS SHALL BE CHECKED BEFORE START OF FABRICATION WORK.
4. FABRICATION AND ERECTION OF STEEL STRUCTURES SHALL BE GOVERNED BY IS:800 (LATEST).
5. STEEL STRUCTURE DESIGN AS PER IS:800:2007.
6. FABRICATION TOLERANCES AS PER GOOD ENGINEERING PRACTICE.
7. WELD SHALL CONFORMING TO IS:816-1969.
8. SHOP WELD SHALL BE 6 MM CONTINUES FILLET AND SITE WELD SHALL BE 8 MM SIZE FILLET CONTINUOUS U.N.O.

ABBREVIATIONS:-

TYP - TYPICAL	ELE - ELEVATION LEVEL
CL - CENTER LINE	THK - THICKNESS
C/C - CENTER TO CENTER	TOS - TOP OF STEEL
BOBP - BOTTOM OF BASE PLATE	TOGR - TOP OF GRATING
TOCP - TOP OF CHECKERED PLATE	C - COLUMN
RD - ROD BRACING	B - BEAM
FB - FLANGE BRACING	R - RAFTER
PR - PURLIN	SR - SAG ROD
GR - GIRT	PB - PORTAL BEAM
JB - JACK BEAM	PC - PORTAL COLUMN
VBR - VERTICAL BRACING	SB - STRUT PIPE
SC - STUB COLUMN	

1	0	ISSUED FOR FABRICATION	SP	SV	27.03.2024
No	REV MARK	REVISION DESCRIPTION	DRAWN BY	CHKD BY	REV. DATE
CLIENT:-					
FABRICATOR:-					
PROJECT NAME	WAREHOUSE SHED				
DRAWING TITLE	ERECTION DRAWING OF ELEVATION ALONG GRID - B & C				
DESIGN CONSULTANT	-	JOB No:-	PDSPL-05	SH. No:-	1 OF 1
APPROVED BY	-	SCALE:-	AS SHOWN	SHT SIZE:-	
DRAWING No	2024-P11-P01-ER-08	REV. No:-	0	A1	



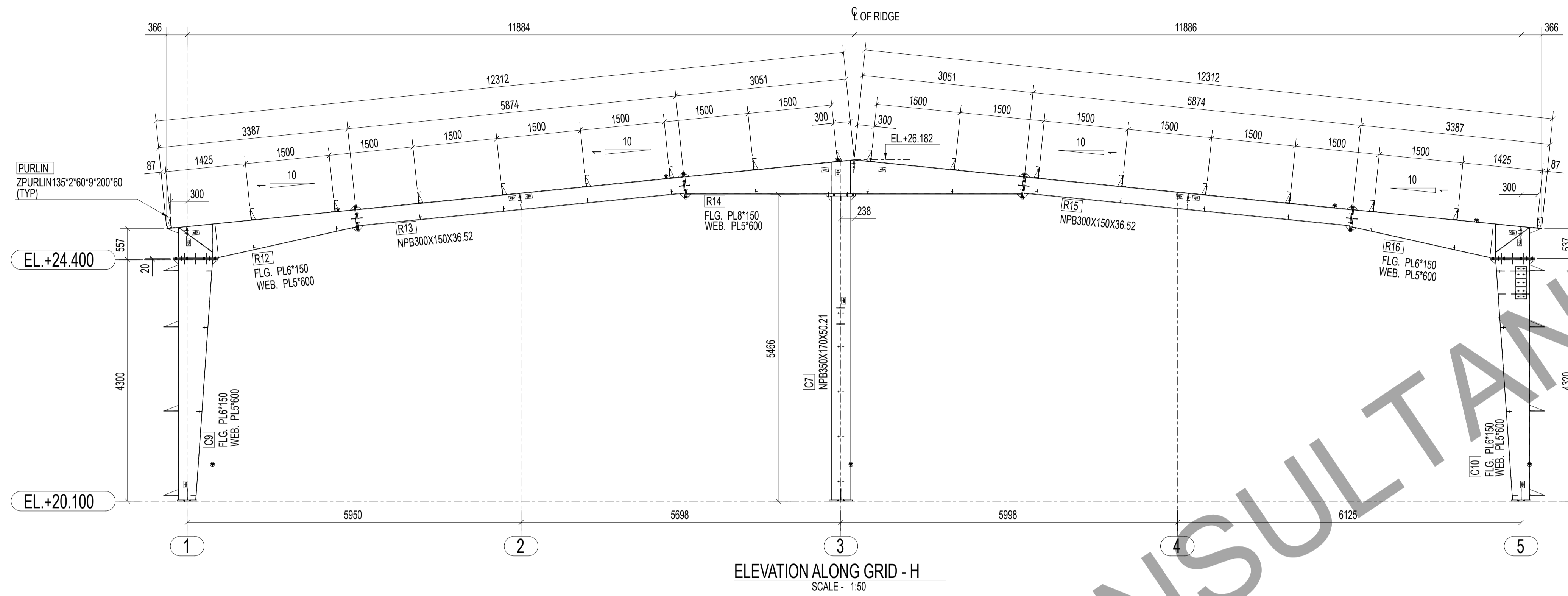
NOTES:-

1. ALL DIMENSIONS ARE IN MILLIMETERS. ALL ELEVATIONS, LEVELS ARE IN METERS, UNLESS NOTED OTHERWISE.
2. DRAWING SHALL NOT BE SCALED, WRITTEN DIMENSION SHALL BE FOLLOWED. ANY DISCREPANCY NOTED SHALL BE BROUGHT TO THE NOTICE OF THE ENGINEER BEFORE COMMENCING THE WORK.
3. ALL CIVIL WORK DIMENSIONS SHALL BE CHECKED BEFORE START OF FABRICATION WORK.
4. FABRICATION AND ERECTION OF STEEL STRUCTURES SHALL BE GOVERNED BY IS:800 (LATEST).
5. STEEL STRUCTURE DESIGN AS PER IS:800:2007.
6. FABRICATION TOLERANCES AS PER GOOD ENGINEERING PRACTICE.
7. WELD SHALL CONFORMING TO IS:816-1969.
8. SHOP WELD SHALL BE 6 MM CONTINUES FILLET AND SITE WELD SHALL BE 8 MM SIZE FILLET CONTINUOUS U.N.O.

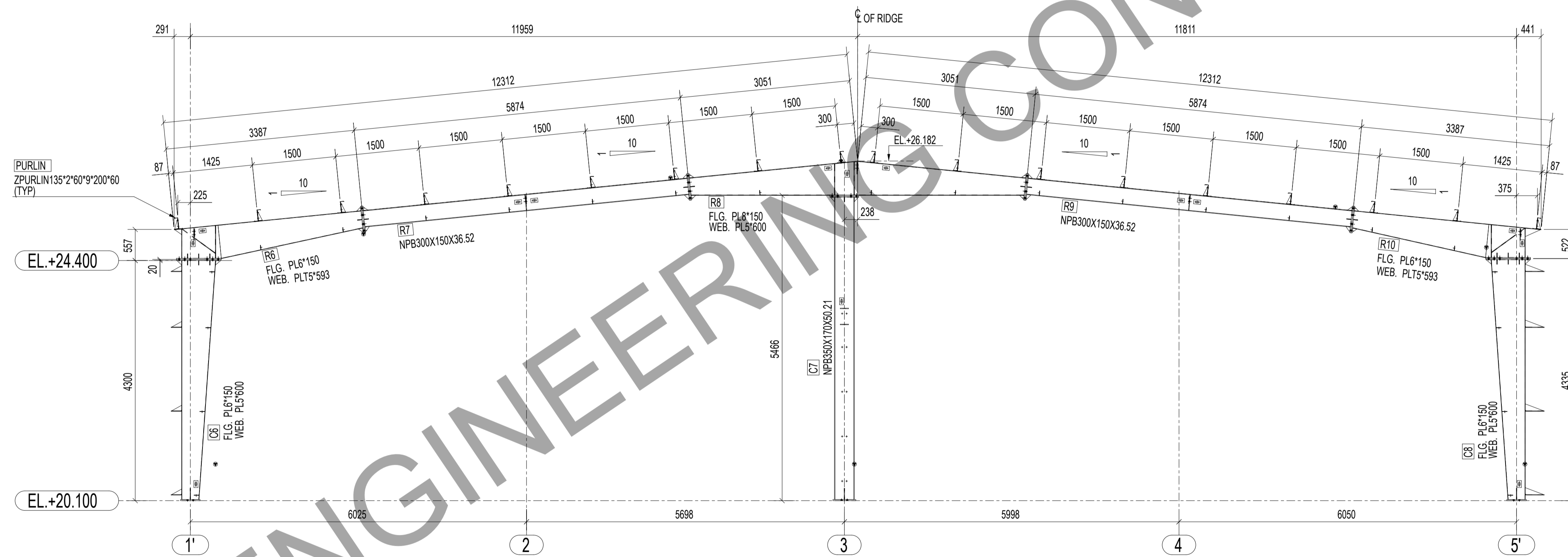
ABBREVIATIONS:-

TYP	- TYPICAL	ELE	- ELEVATION LEVEL
CL	- CENTER LINE	THK	- THICKNESS
C/C	- CENTER TO CENTER	TOS	- TOP OF STEEL
BOBP	- BOTTOM OF BASE PLATE	TOGR	- TOP OF GRATING
TCOP	- TOP OF CHECKERED PLATE	C	- COLUMN
RD	- ROD BRACING	B	- BEAM
FB	- FLANGE BRACING	R	- RAFTER
PR	- PURLIN	SR	- SAG ROD
GR	- GIRT	PB	- PORTAL BEAM
JB	- JACK BEAM	PC	- PORTAL COLUMN
VBR	- VERTICAL BRACING	SB	- STRUT PIPE
SC	- STUB COLUMN		

1	0	ISSUED FOR FABRICATION	SP	SV	27.03.2024
No	REV MARK	REVISION DESCRIPTION	DRAWN BY	CHKD BY	REV. DATE
CLIENT-					
FABRICATOR-					
PROJECT NAME		WAREHOUSE SHED			
DRAWING TITLE		ERECTION DRAWING OF ELEVATION ALONG GRID - D & F			
DESIGN CONSULTANT		JOB No:- PDSPL-05		SH. No:- 1 OF 1	
APPROVED BY		SCALE:- AS SHOWN		SHT SIZE:-	
DRAWING No		2024-P11-P01-ER-09		REV. No:- 0 A1	



ELEVATION ALONG GRID - H
SCALE - 1:50




ELEVATION ALONG GRID - J
SCALE - 1:50

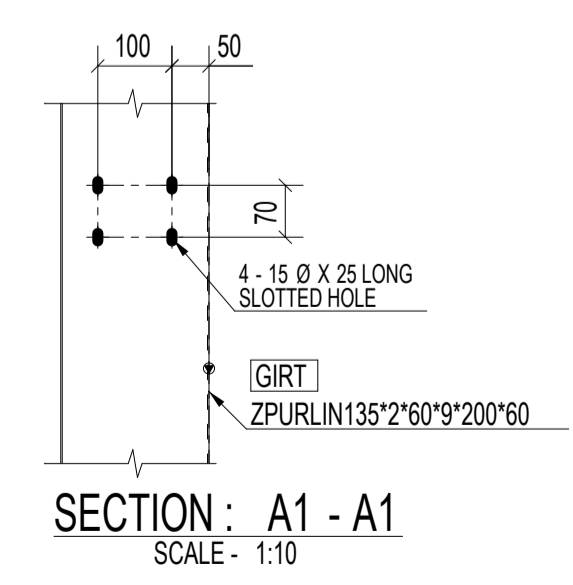
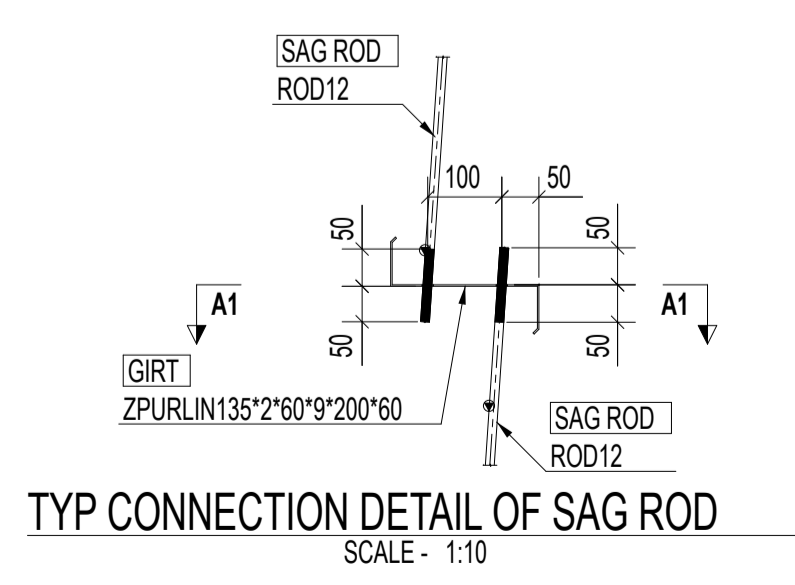
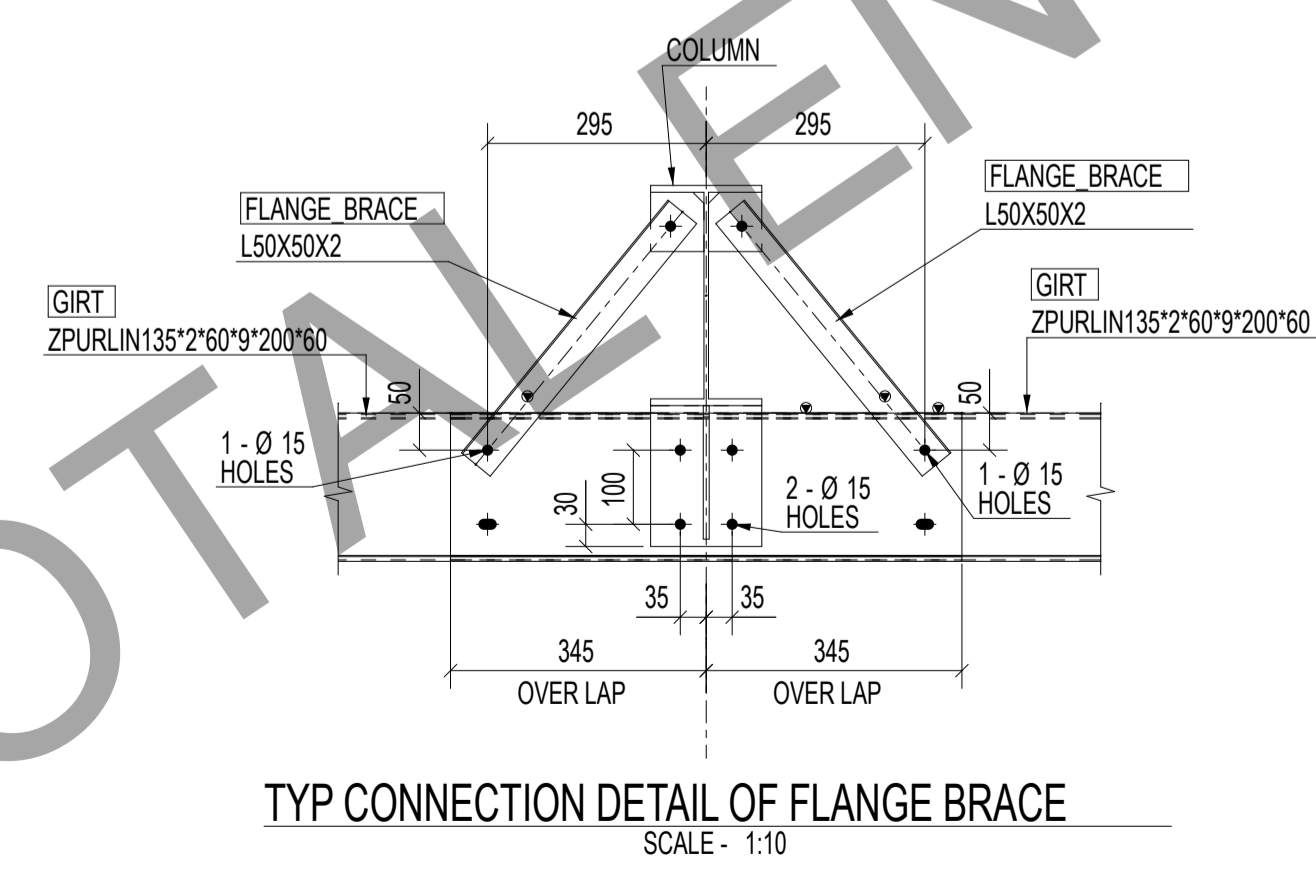
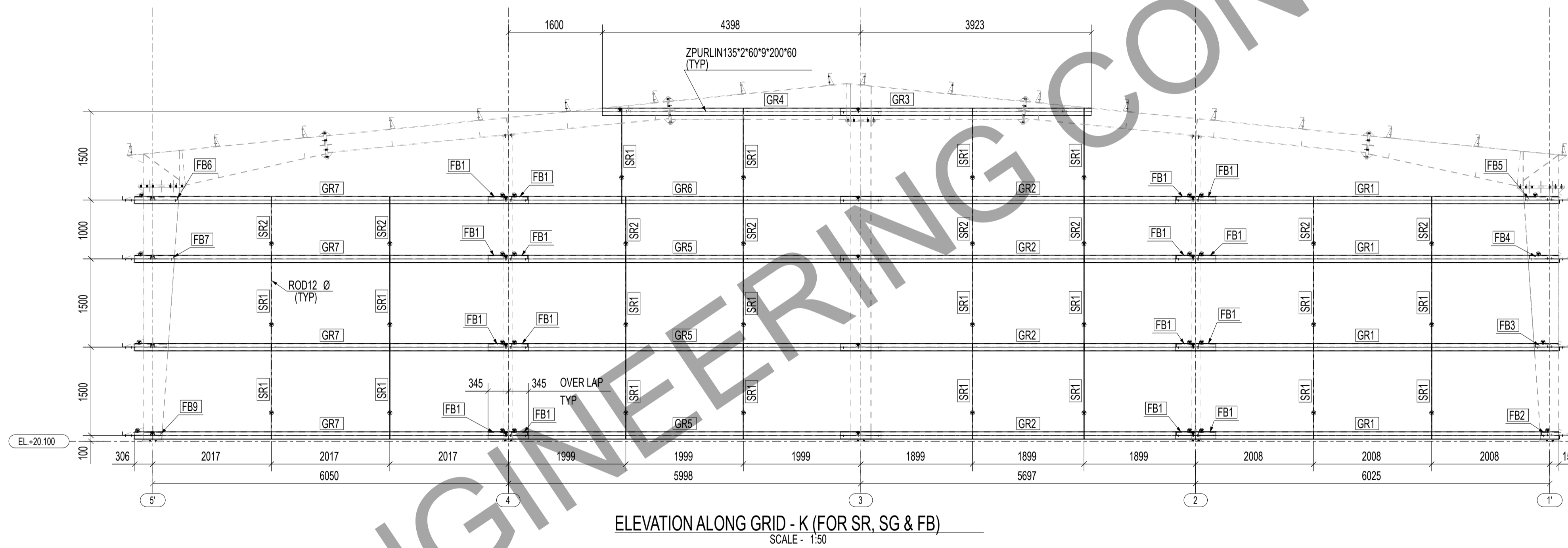
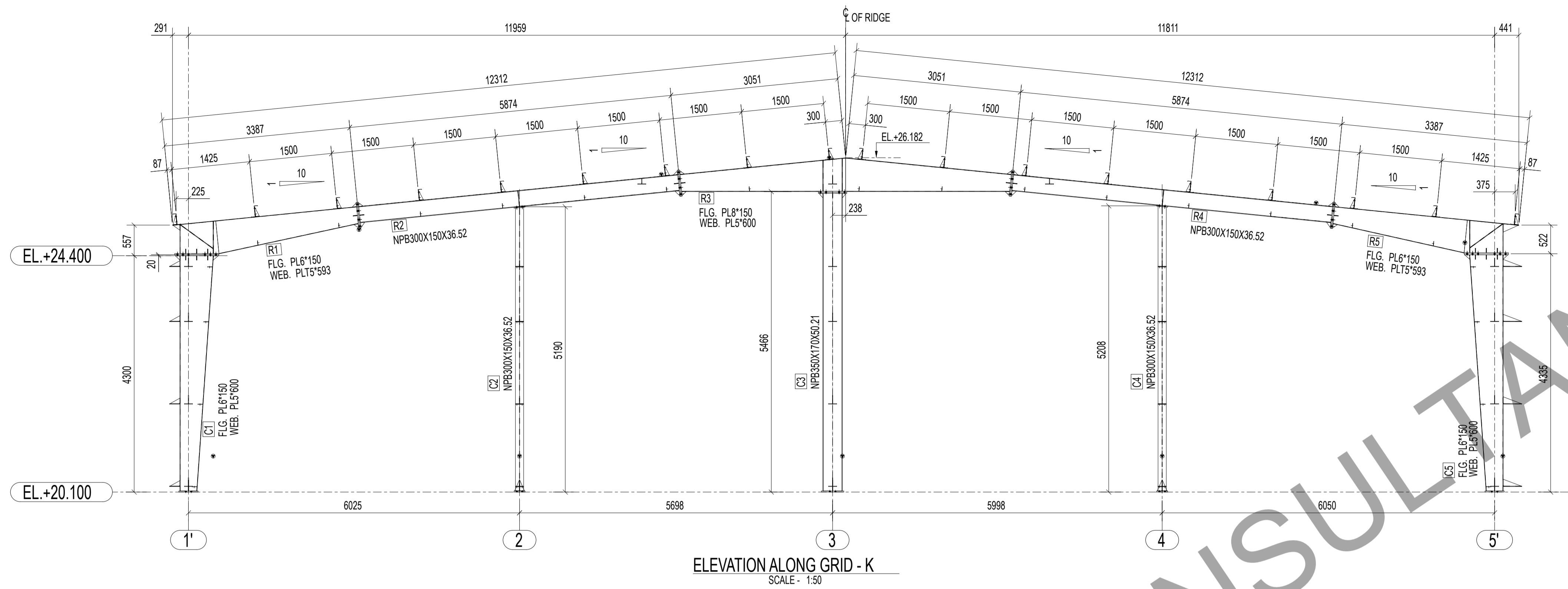
NOTES:-

1. ALL DIMENSIONS ARE IN MILLIMETERS. ALL ELEVATIONS, LEVELS ARE IN METERS, UNLESS NOTED OTHERWISE.
2. DRAWING SHALL NOT BE SCALED, WRITTEN DIMENSION SHALL BE FOLLOWED. ANY DISCREPANCY NOTED SHALL BE BROUGHT TO THE NOTICE OF THE ENGINEER BEFORE COMMENCING THE WORK.
3. ALL CIVIL WORK DIMENSIONS SHALL BE CHECKED BEFORE START OF FABRICATION WORK.
4. FABRICATION AND ERECTION OF STEEL STRUCTURES SHALL BE GOVERNED BY IS:800 (LATEST).
5. STEEL STRUCTURE DESIGN AS PER IS:800:2007.
6. FABRICATION TOLERANCES AS PER GOOD ENGINEERING PRACTICE.
7. WELD SHALL CONFORMING TO IS:816-1969.
8. SHOP WELD SHALL BE 6 MM CONTINUES FILLET AND SITE WELD SHALL BE 8 MM SIZE FILLET CONTINUOUS U.N.O.

ABBREVIATIONS:-

TYP - TYPICAL	ELE - ELEVATION LEVEL
CL - CENTER LINE	THK - THICKNESS
C/C - CENTER TO CENTER	TOS - TOP OF STEEL
BOBP - BOTTOM OF BASE PLATE	TOGR - TOP OF GRATING
TOCP - TOP OF CHECKERED PLATE	C - COLUMN
RD - ROD BRACING	B - BEAM
FB - FLANGE BRACING	R - RAFTER
PR - PURLIN	SR - SAG ROD
GR - GIRT	PB - PORTAL BEAM
JB - JACK BEAM	PC - PORTAL COLUMN
VBR - VERTICAL BRACING	SB - STRUT PIPE
SC - STUB COLUMN	

1	0	ISSUED FOR FABRICATION	SP	SV	27.03.2024
No	REV MARK	REVISION DESCRIPTION	DRAWN BY	CHKD BY	REV. DATE
CLIENT-					
FABRICATOR-					
PROJECT NAME		WAREHOUSE SHED			
DRAWING TITLE		ERECTION DRAWING OF ELEVATION ALONG GRID - H & J			
DESIGN CONSULTANT		JOB No:- PDSPL-05		SH. No:- 1 OF 1	
APPROVED BY		SCALE:- AS SHOWN		SHT SIZE:-	
DRAWING No		2024-P11-P01-ER-10		REV. No:- 0 A1	



- NOTES:-**
- ALL DIMENSIONS ARE IN MILLIMETERS. ALL ELEVATIONS, LEVELS ARE IN METERS, UNLESS NOTED OTHERWISE.
 - DRAWING SHALL NOT BE SCALED, WRITTEN DIMENSION SHALL BE FOLLOWED. ANY DISCREPANCY NOTED SHALL BE BROUGHT TO THE NOTICE OF THE ENGINEER BEFORE COMMENCING THE WORK.
 - ALL CIVIL WORK DIMENSIONS SHALL BE CHECKED BEFORE START OF FABRICATION WORK.
 - FABRICATION AND ERECTION OF STEEL STRUCTURES SHALL BE GOVERNED BY IS:800 (LATEST).
 - STEEL STRUCTURE DESIGN AS PER IS:800:2007.
 - FABRICATION TOLERANCES AS PER GOOD ENGINEERING PRACTICE.
 - WELD SHALL CONFORMING TO IS:816-1969.
 - SHOP WELD SHALL BE 6 MM CONTIGUES FILLET AND SITE WELD SHALL BE 8 MM SIZE FILLET CONTINUOUS U.N.O.

ABBREVIATIONS:-

TYP - TYPICAL	ELE - ELEVATION LEVEL
CL - CENTER LINE	THK - THICKNESS
C/C - CENTER TO CENTER	TOS - TOP OF STEEL
BOBP - BOTTOM OF BASE PLATE	TOGR - TOP OF GRATING
TOCP - TOP OF CHEQUERED PLATE	C - COLUMN
RD - ROD BRACING	B - BEAM
FB - FLANGE BRACING	R - RAFTER
PR - PURLIN	SR - SAG ROD
GR - GIRT	PB - PORTAL BEAM
JB - JACK BEAM	PC - PORTAL COLUMN
VBR - VERTICAL BRACING	SB - STRUT PIPE
SC - STUB COLUMN	

1	0	ISSUED FOR FABRICATION	SP	SV	27.03.2024
No	REV MARK	REVISION DESCRIPTION	DRAWN BY	CHKD BY	REV. DATE
CLIENT-					
FABRICATOR-					
PROJECT NAME		WAREHOUSE SHED			
DRAWING TITLE		ERECTION DRAWING OF ELEVATION ALONG GRID - K			
DESIGN CONSULTANT		JOB No:- PDSPL-05		SH. No:- 1 OF 1	
APPROVED BY		SCALE:- AS SHOWN		SHT SIZE:-	
DRAWING No		2024-P11-P01-ER-11		REV. No:- 0 A1	

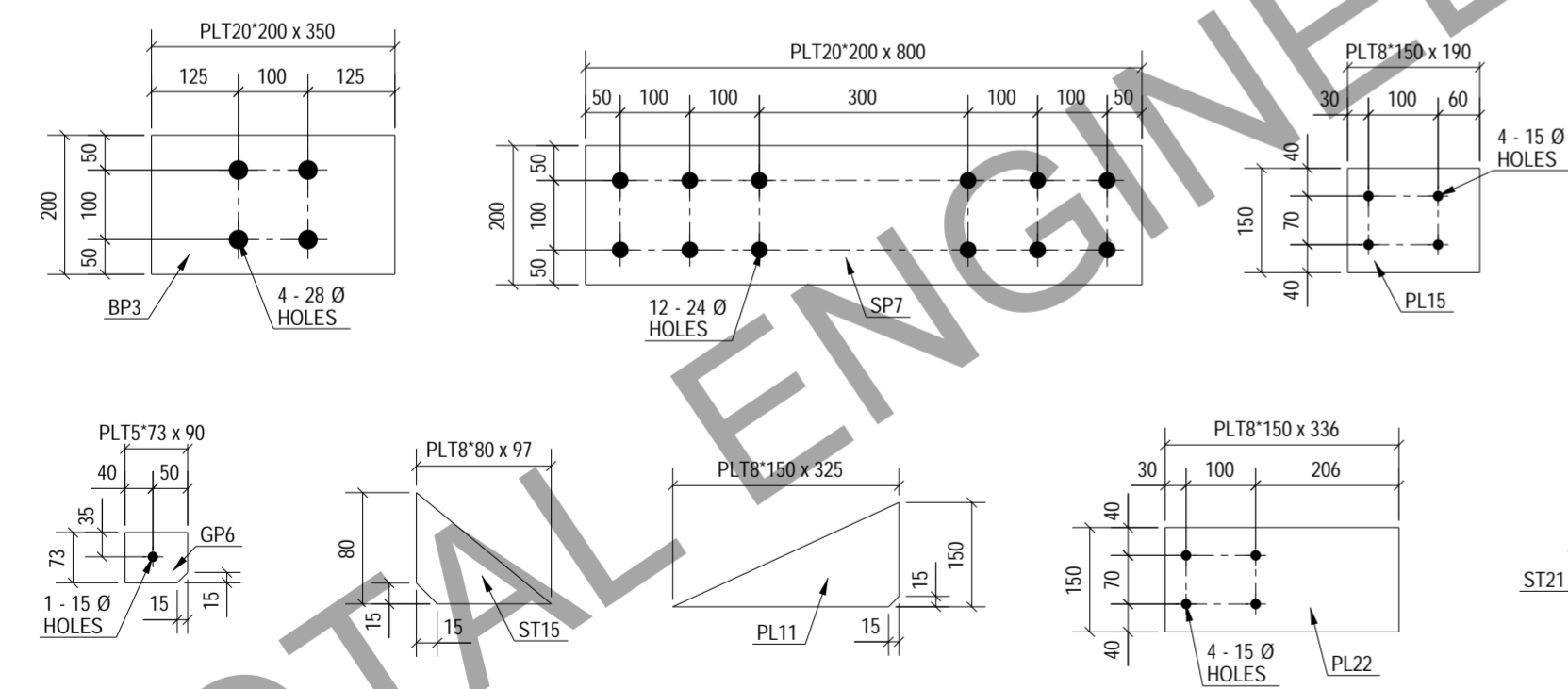
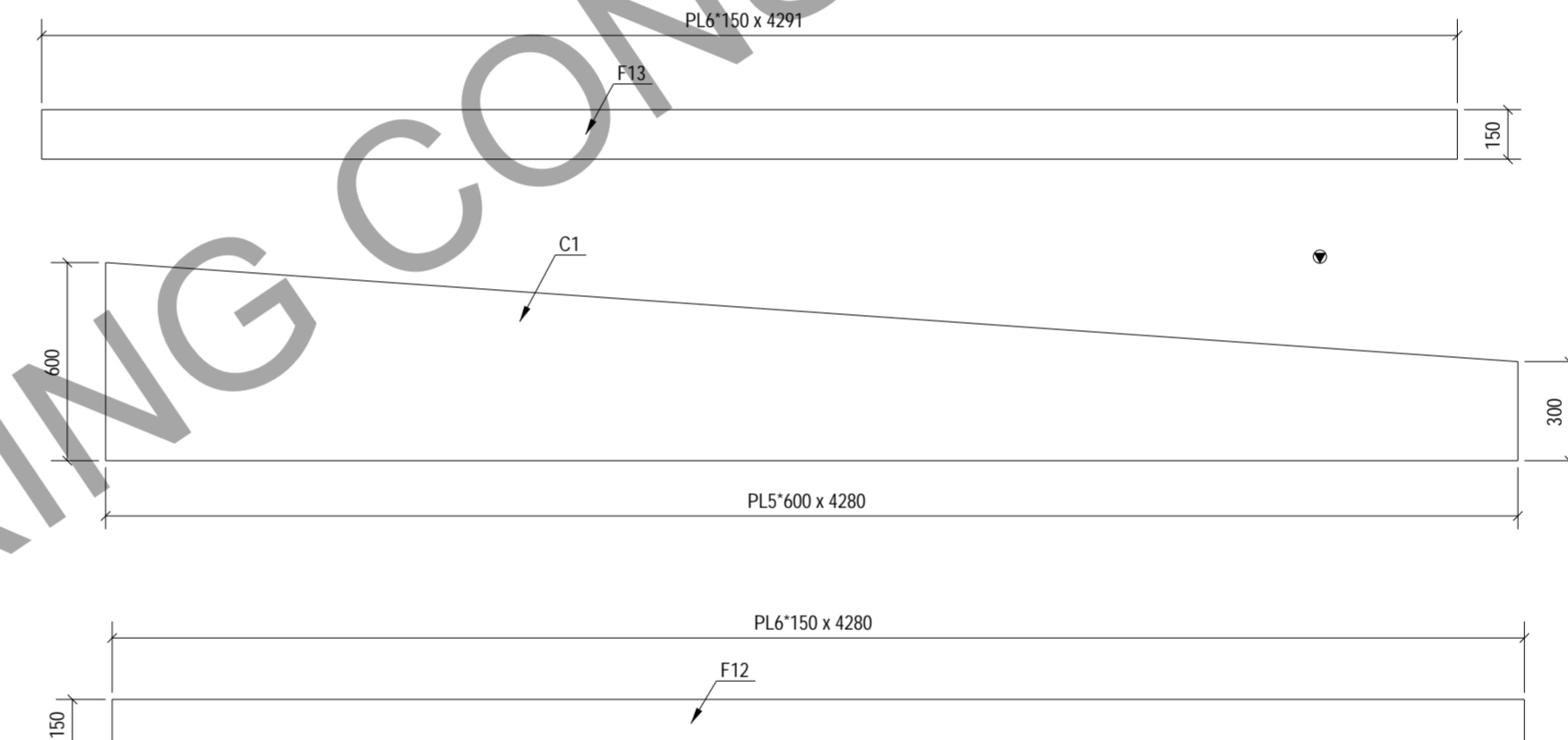
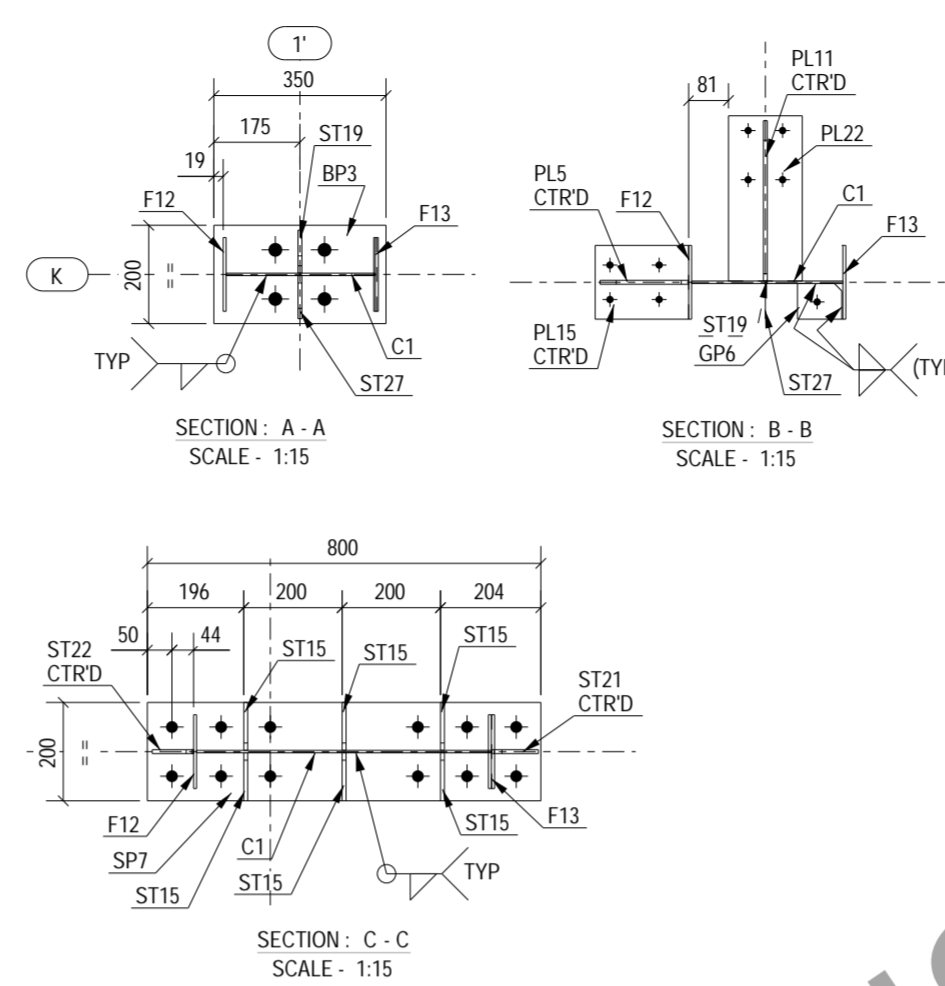
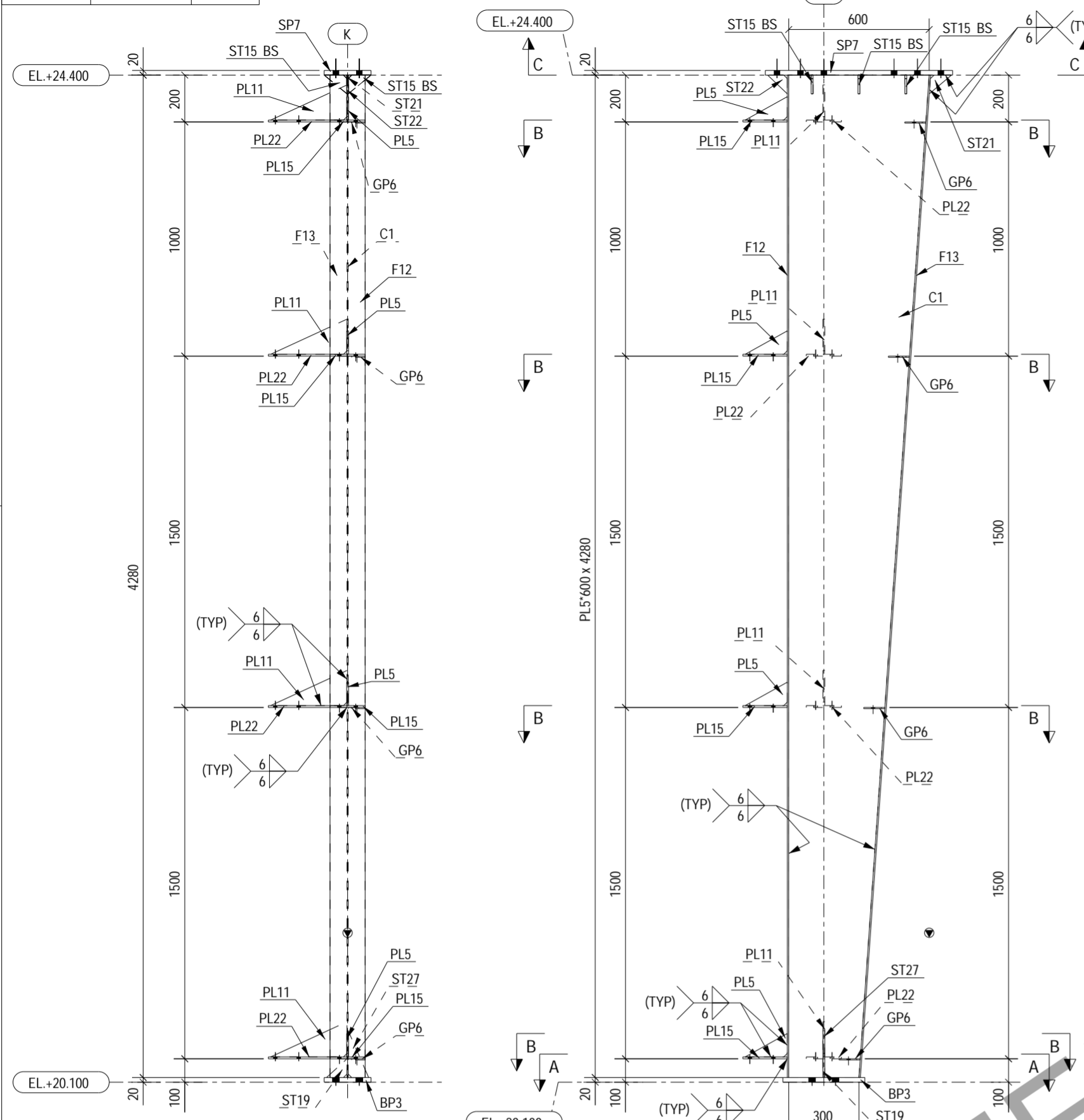
ASSEMBLY DRAWINGS

TOTAL ENGINEERING CONSULTANTS LLC

MARK NO.	GRID LOCATION
C1	K/1'-1 +24.420

BOLT LIST FOR ASSEMBLY MKD' C1			
Dia.	Grade	Length	No.
M 12	8.8XOX	30	4

BILL OF MATERIALS		ASSEMBLY MKD' : C1		ASSY QTY : 1				
Item Mark	Qty./ Assembly	Profile Size	Wt./Meter	Length	Wt./Item	Total Qty.	Total Wt.	Material
C1	1	PL5*600	39.25	4280.00	100.79	1	100.79	IS2062
BP3	1	PLT20*200	157.00	350.00	10.99	1	10.99	IS2062
F12	1	PL6*150	47.10	4280.00	30.24	1	30.24	IS2062
F13	1	PL6*150	47.10	4290.50	30.31	1	30.31	IS2062
GP6	4	PLT5*73	39.25	90.00	0.26	4	1.02	IS2062
PL5	4	PLT8*100	62.80	180.00	1.13	4	4.52	IS2062
PL11	4	PLT8*150	62.80	326.00	3.07	4	12.28	IS2062
PL15	4	PLT8*150	62.80	190.00	1.79	4	7.16	IS2062
PL22	4	PLT8*150	62.80	336.00	3.17	4	12.66	IS2062
SP7	1	PLT20*200	157.00	800.00	25.12	1	25.12	IS2062
ST15	6	PLT8*80	62.80	97.50	0.49	6	2.94	IS2062
ST19	1	PLT8*80	62.80	87.50	0.44	1	0.44	IS2062
ST21	1	PLT8*48	62.80	123.75	0.37	1	0.37	IS2062
ST22	1	PLT8*80	62.80	84.00	0.42	1	0.42	IS2062
ST27	1	PLT8*88	62.80	200.00	1.10	1	1.10	IS2062
Total							240.37	



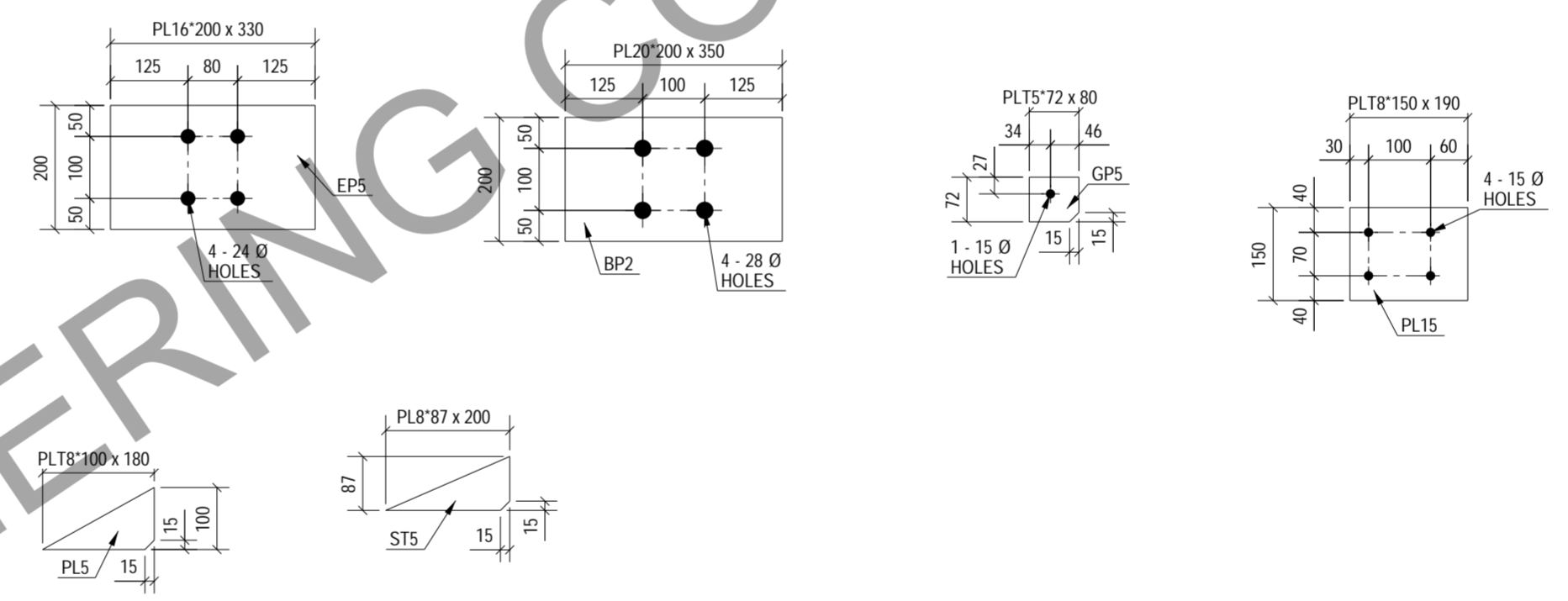

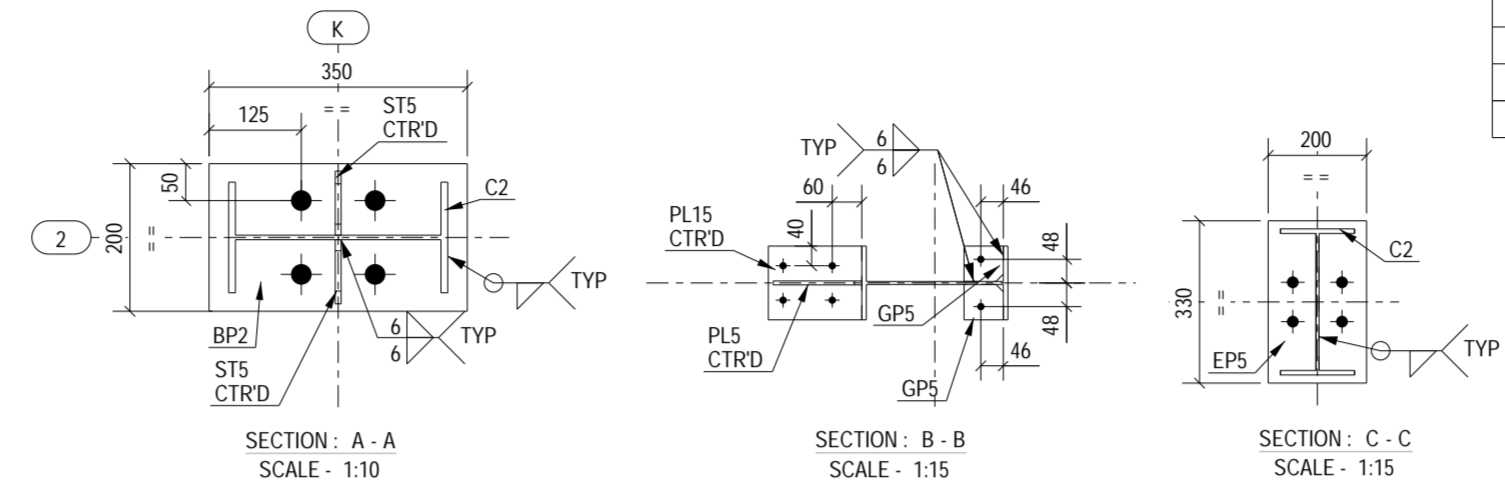
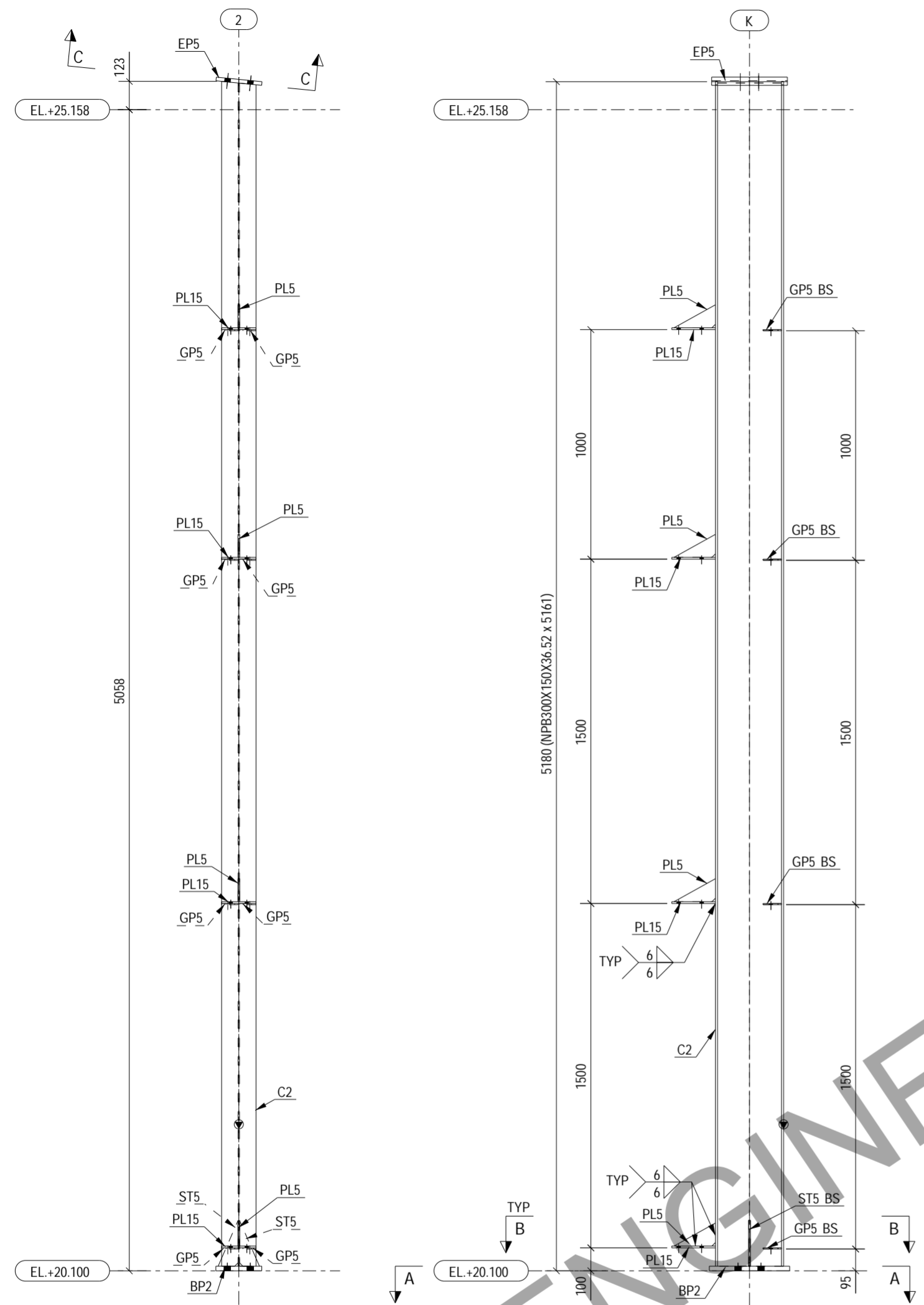
1 REQ'D AS DRAWN MARKED No. C1

1	0	ISSUED FOR FABRICATION	AS	SK	27.03.2024
No	REV MARK	REVISION DESCRIPTION	DRAWN BY	CHKD BY	REV. DATE
CLIENT:-					
FABRICATOR:-			DETAILING CONSULTANTS:- 		
PROJECT NAME		WAREHOUSE SHED		SHEET No:- 1 OF 1	
DRAWING TITLE		ASSEMBLY DRAWING OF C1		JOB No:- PDSPL-05	
DESIGN CONSULTANT		-		SCALE:- AS SHOWN	
APPROVED BY		-		SHT SIZE:-	
DRAWING No		2024-P11-P01-ASS-C1		REV. No:- 0	
				A2	

MARK NO.	GRID LOCATION	
C2	K2	+25.300

BOLT LIST FOR ASSEMBLY MKD' C2			
Dia.	Grade	Length	No.
M 12	8.8XOX	30	8
M 20	8.8XOX	55	4

BILL OF MATERIALS		ASSEMBLY MK'D : C2		ASSY QTY : 1				
Item Mark	Qty./ Assembly	Profile Size	Wt./Meter	Length	Wt./Item	Total Qty.	Total Wt.	Material
C2	1	NPB300X150X36.52	36.52	5161.48	188.49	1	188.49	IS2062
BP2	1	PL20*200	157.00	350.00	10.99	1	10.99	IS2062
EP5	1	PL16*200	125.60	330.00	8.29	1	8.29	IS2062
GP5	8	PLT5*72	39.25	80.00	0.23	8	1.81	IS2062
PL5	4	PLT8*100	62.80	180.00	1.13	4	4.52	IS2062
PL15	4	PLT8*150	62.80	190.00	1.79	4	7.16	IS2062
ST5	2	PL8*87	62.80	200.00	1.09	2	2.18	IS2062
Total						223.44		



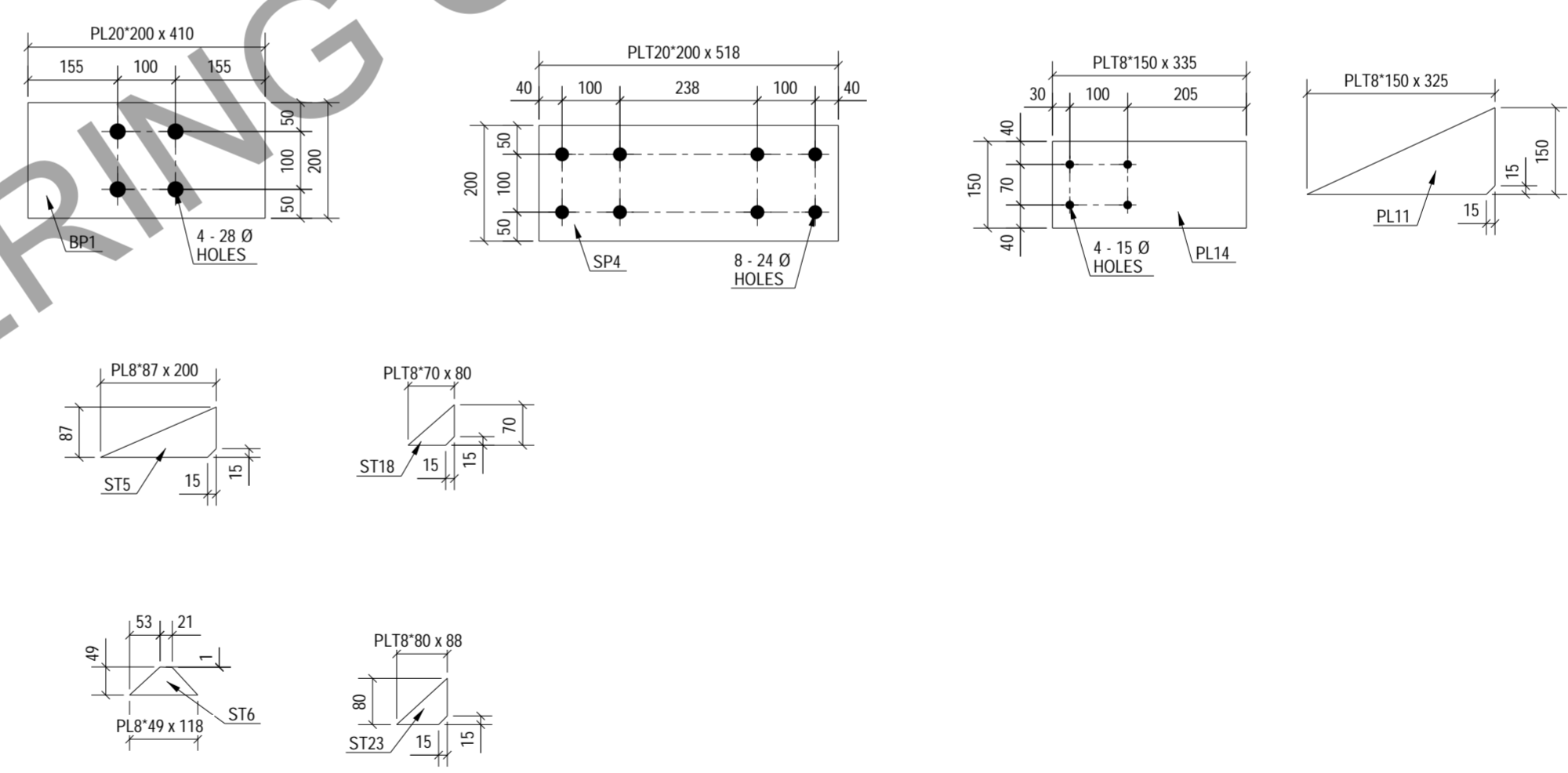

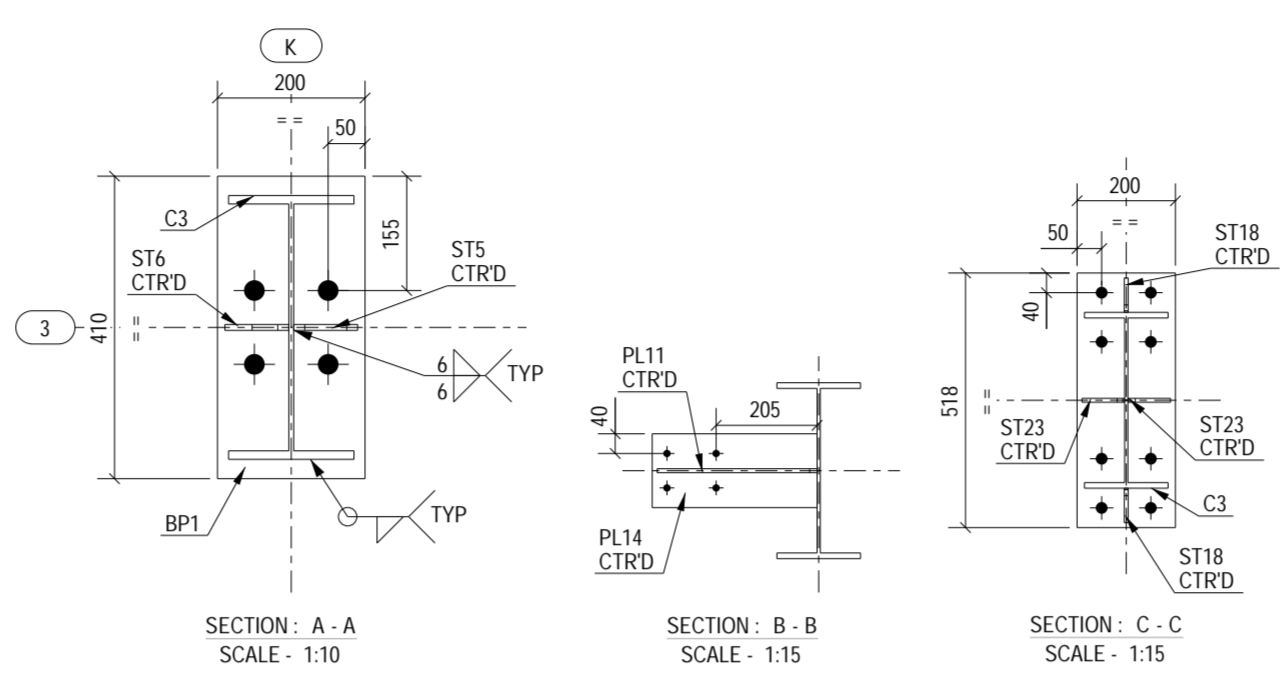
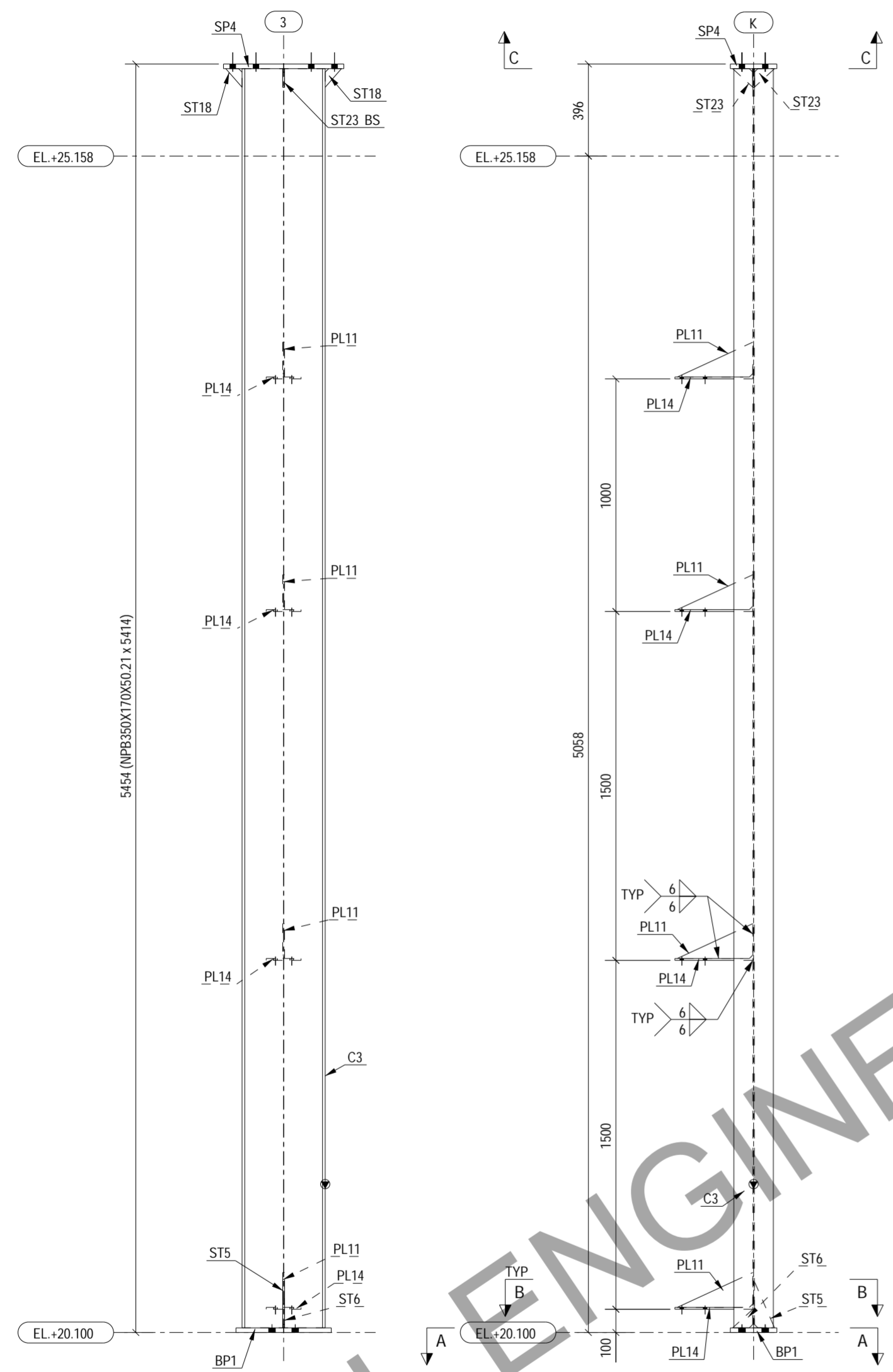
1 REQ'D AS DRAWN MARKED No. C2

1	0	ISSUED FOR FABRICATION	AS	SK	27.03.2024
No	REV MARK	REVISION DESCRIPTION	DRAWN BY	CHKD BY	REV. DATE
CLIENT:-					
FABRICATOR:-			DETAILING CONSULTANTS:- 		
PROJECT NAME		WAREHOUSE SHED		SHEET No:- 1 OF 1	
DRAWING TITLE		ASSEMBLY DRAWING OF C2		JOB No:- PDSPL-05	
DESIGN CONSULTANT		-		SCALE:- AS SHOWN	
APPROVED BY		-		SHT SIZE:-	
DRAWING No		2024-P11-P01-ASS-C2		REV. No:- 0	
				A2	

MARK NO.	GRID LOCATION	
C3	K/3	+25.554

BOLT LIST FOR ASSEMBLY MK'D C3			
Dia.	Grade	Length	No.

BILL OF MATERIALS		ASSEMBLY MK'D : C3		ASSY QTY : 1				
Item Mark	Qty./ Assembly	Profile Size	Wt./Meter	Length	Wt./Item	Total Qty.	Total Wt.	Material
C3	1	NPB350X170X50.21	50.21	5413.93	271.83	1	271.83	IS2062
BP1	1	PL20*200	157.00	410.00	12.87	1	12.87	IS2062
PL11	4	PLT8*150	62.80	325.20	3.06	4	12.25	IS2062
PL14	4	PLT8*150	62.80	335.20	3.16	4	12.63	IS2062
SP4	1	PLT20*200	157.00	517.60	16.25	1	16.25	IS2062
ST5	1	PL8*87	62.80	200.00	1.09	1	1.09	IS2062
ST6	1	PL8*49	62.80	117.97	0.36	1	0.36	IS2062
ST18	2	PLT8*70	62.80	80.00	0.35	2	0.70	IS2062
ST23	2	PLT8*80	62.80	86.70	0.44	2	0.87	IS2062
Total						328.86		



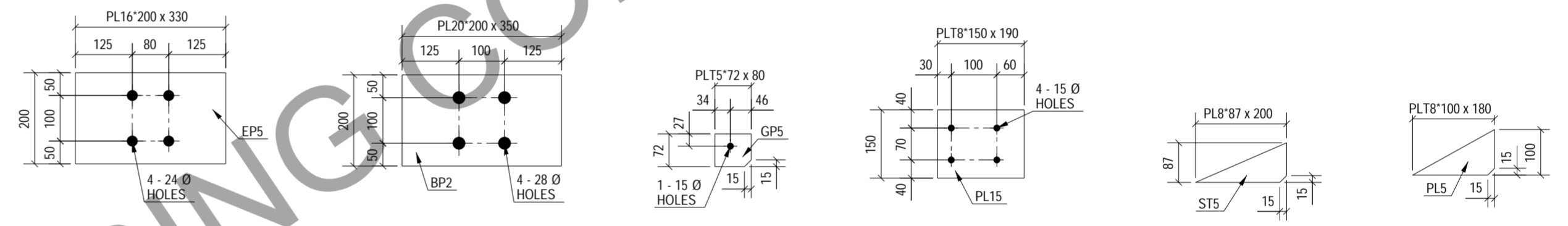

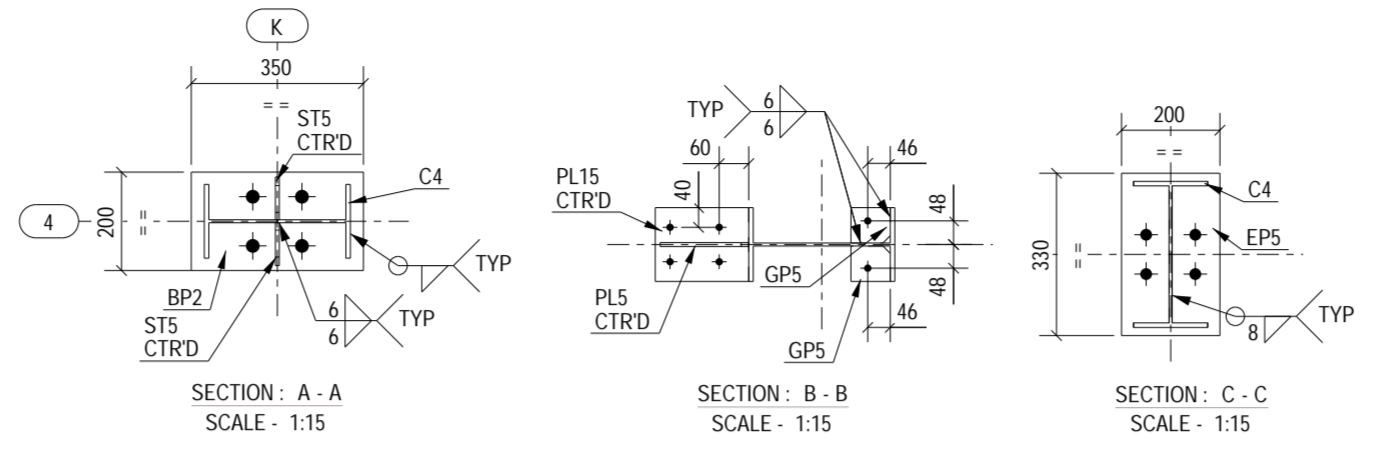
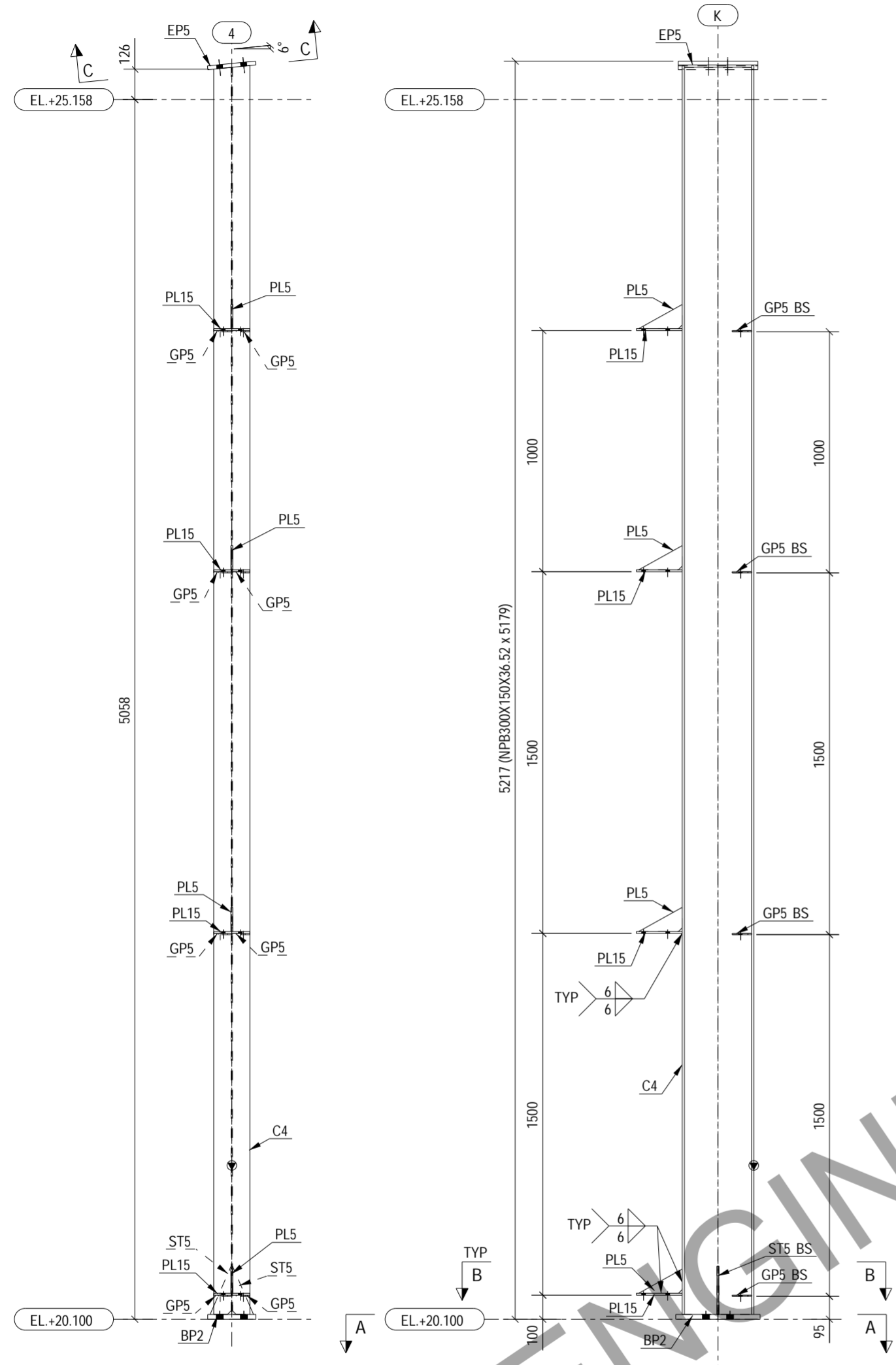
1	0	ISSUED FOR FABRICATION	AS	SK	27.03.2024
No	REV MARK	REVISION DESCRIPTION	DRAWN BY	CHKD BY	REV. DATE
CLIENT:-					
FABRICATOR:-					
PROJECT NAME		WAREHOUSE SHED		SHEET No:- 1 OF 1	
DRAWING TITLE		ASSEMBLY DRAWING OF C3		JOB No:- PDSPL-05	
DESIGN CONSULTANT		-		SCALE:- AS SHOWN	
APPROVED BY		-		SHT SIZE:-	
DRAWING No		2024-P11-P01-ASS-C3		REV. No:- 0	
				A2	

1 REQ'D AS DRAWN MARKED No. C3

MARK NO.	GRID LOCATION	
C4	K4	+25.317

BOLT LIST FOR ASSEMBLY MKD' C4			
Dia.	Grade	Length	No.
M 12	8.8XOX	30	8
M 20	8.8XOX	55	4

BILL OF MATERIALS		ASSEMBLY MK'D : C4		ASSY QTY : 1				
Item Mark	Qty./ Assembly	Profile Size	Wt./Meter	Length	Wt./Item	Total Qty.	Total Wt.	Material
C4	1	NPB300X150X36.52	36.52	5178.97	189.13	1	189.13	IS2062
BP2	1	PL20*200	157.00	350.00	10.99	1	10.99	IS2062
EP5	1	PL16*200	125.60	330.00	8.29	1	8.29	IS2062
GP5	8	PLT5*72	39.25	80.00	0.23	8	1.81	IS2062
PL5	4	PLT8*100	62.80	180.00	1.13	4	4.52	IS2062
PL15	4	PLT8*150	62.80	190.00	1.79	4	7.16	IS2062
ST5	2	PL8*87	62.80	200.00	1.09	2	2.18	IS2062
Total						224.08		



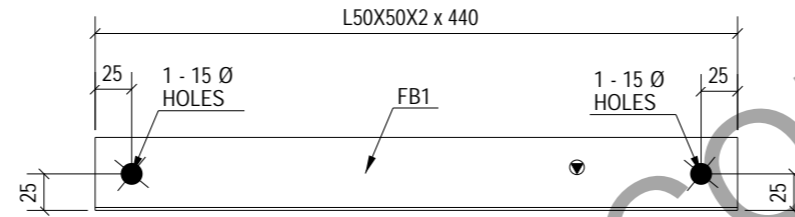
1 REQ'D AS DRAWN MARKED No. C4


1	0	ISSUED FOR FABRICATION	AS	SK	27.03.2024
No	REV MARK	REVISION DESCRIPTION	DRAWN BY	CHKD BY	REV. DATE
CLIENT:-					
FABRICATOR:-			DETAILING CONSULTANTS:- 		
PROJECT NAME		WAREHOUSE SHED		SHEET No:- 1 OF 1	
DRAWING TITLE		ASSEMBLY DRAWING OF C4		JOB No:- PDSPL-05	
DESIGN CONSULTANT		-		SCALE:- AS SHOWN	
APPROVED BY		-		SHT SIZE:-	
DRAWING No		2024-P11-P01-ASS-C4		REV. No:- 0	
				A2	

MARK NO.	GRID LOCATION	
FB1	A/2	+20.250
FB1	A/2	+21.750
FB1	A/2	+23.250
FB1	A/2	+24.250
FB1	A/4	+20.250
FB1	A/4	+21.750
FB1	A/4	+23.250
FB1	A/4	+24.250
FB1	K/2	+20.250
FB1	K/2	+21.750
FB1	K/2	+23.250
FB1	K/2	+24.250
FB1	K/4	+20.250
FB1	K/4	+21.750
FB1	K/4	+23.250
FB1	K/4	+24.250

BOLT LIST FOR ASSEMBLY MKD' FB1				
Dia.	Grade	Length	No.	

BILL OF MATERIALS		ASSEMBLY MK'D : FB1		ASSY QTY : 32				
Item Mark	Qty./ Assembly	Profile Size	Wt./Meter	Length	Wt./Item	Total Qty.	Total Wt.	Material
FB1	1	L50X50X2	1.54	440.09	0.68	32	21.67	IS2062
						Total	21.67	



1	0	ISSUED FOR FABRICATION	AS	SK	27.03.2024
No	REV MARK	REVISION DESCRIPTION	DRAWN BY	CHKD BY	REV. DATE
CLIENT:-					
FABRICATOR:-			DETAILING CONSULTANTS:-  TOTAL ENGINEERING CONSULTANTS LLC USA		
PROJECT NAME		WAREHOUSE SHED			
DRAWING TITLE		ASSEMBLY DRAWING OF FB1		SHEET No:- 1 OF 1	
DESIGN CONSULTANT		-		JOB No:- PDSPL-05	
APPROVED BY		-		SCALE:- AS SHOWN	
DRAWING No		2024-P11-P01-ASS-FB1		SHT SIZE:- A3	
				REV. No:- 0	

32 REQ'D AS DRAWN MARKED No. Nos. FB1

MARK NO.	GRID LOCATION	
GR1	K/1'-2	+20.264
GR1	K/1'-2	+21.764
GR1	K/1'-2	+23.264
GR1	K/1'-2	+24.264

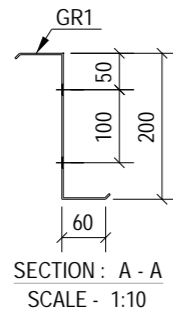
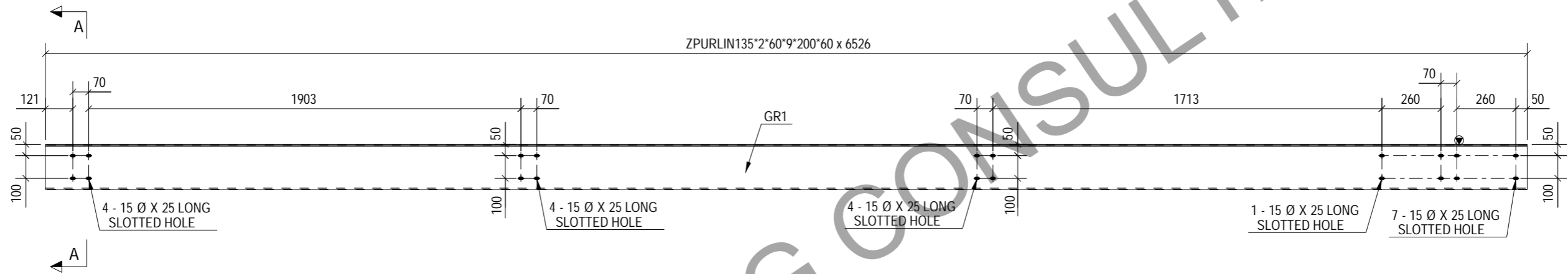
BOLT LIST FOR ASSEMBLY MKD' GR1				
Dia.	Grade	Length	No.	
M12	8.8XOX	25	8	
M12	8.8XOX	30	24	


BILL OF MATERIALS

ASSEMBLY MK'D : GR1

ASSY QTY : 4

Item Mark	Qty./ Assembly	Profile Size	Wt./Meter	Length	Wt./Item	Total Qty.	Total Wt.	Material
GR1	1	ZPURLIN135*2*60*9*20	5.23	6526.00	34.15	4	136.61	IS2062
Total							136.61	



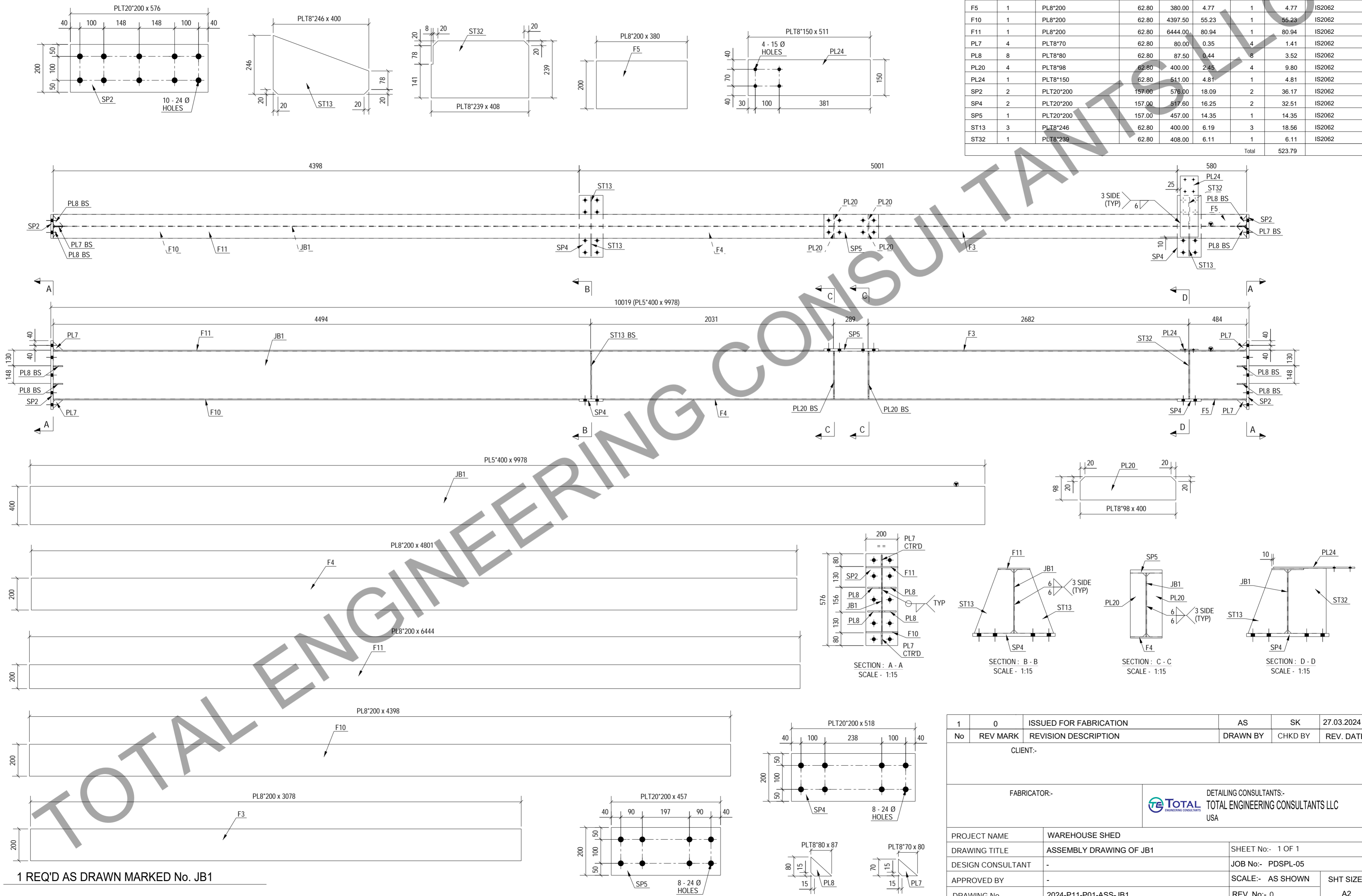
1	0	ISSUED FOR FABRICATION	AS	SK	27.03.2024
No	REV MARK	REVISION DESCRIPTION	DRAWN BY	CHKD BY	REV. DATE
CLIENT:-					
FABRICATOR:-			DETAILING CONSULTANTS:-  TOTAL ENGINEERING CONSULTANTS LLC USA		
PROJECT NAME		WAREHOUSE SHED			
DRAWING TITLE		ASSEMBLY DRAWING OF GR1		SHEET No:- 1 OF 1	
DESIGN CONSULTANT		-		JOB No:- PDSPL-05	
APPROVED BY		-		SCALE:- AS SHOWN	
DRAWING No		2024-P11-P01-ASS-GR1		SHT SIZE:- A3	
				REV. No:- 0	

4 REQ'D AS DRAWN MARKED No. Nos. GR1

MARK NO.	GRID LOCATION	
JB1	H-E/5	+24.280

BOLT LIST FOR ASSEMBLY MKD' JB1			
Dia.	Grade	Length	No.
M 20	8.8XOX	70	26
M 20	8.8XOX	75	10

BILL OF MATERIALS		ASSEMBLY MKD' : JB1		ASSY QTY : 1				
Item Mark	Qty./ Assembly	Profile Size	Wt./Meter	Length	Wt./Item	Total Qty.	Total Wt.	Material
JB1	1	PL5*400	39.25	9978.50	156.66	1	156.66	IS2062
F3	1	PL8*200	62.80	3077.50	38.65	1	38.65	IS2062
F4	1	PL8*200	62.80	4801.00	60.30	1	60.30	IS2062
F5	1	PL8*200	62.80	380.00	4.77	1	4.77	IS2062
F10	1	PL8*200	62.80	4397.50	55.23	1	55.23	IS2062
F11	1	PL8*200	62.80	6444.00	80.94	1	80.94	IS2062
PL7	4	PLT8*70	62.80	80.00	0.35	4	1.41	IS2062
PL8	8	PLT8*80	62.80	87.50	0.44	8	3.52	IS2062
PL20	4	PLT8*98	62.80	400.00	2.45	4	9.80	IS2062
PL24	1	PLT8*150	62.80	511.00	4.81	1	4.81	IS2062
SP2	2	PLT20*200	157.00	576.00	18.09	2	36.17	IS2062
SP4	2	PLT20*200	157.00	517.60	16.25	2	32.51	IS2062
SP5	1	PLT20*200	157.00	457.00	14.35	1	14.35	IS2062
ST13	3	PLT8*246	62.80	400.00	6.19	3	18.56	IS2062
ST32	1	PLT8*239	62.80	408.00	6.11	1	6.11	IS2062
Total							523.79	



1 REQ'D AS DRAWN MARKED No. JB1

1	0	ISSUED FOR FABRICATION	AS	SK	27.03.2024
No	REV MARK	REVISION DESCRIPTION	DRAWN BY	CHKD BY	REV. DATE
CLIENT:-					
FABRICATOR:-					
PROJECT NAME			WAREHOUSE SHED		
DRAWING TITLE			ASSEMBLY DRAWING OF JB1		
DESIGN CONSULTANT			SHEET No:- 1 OF 1		
APPROVED BY			JOB No:- PDSPL-05		
DRAWING No			SCALE:- AS SHOWN		SHT SIZE:-
2024-P11-P01-ASS-JB1			REV. No:- 0		A2

DETAILING CONSULTANTS:-
TOTAL ENGINEERING CONSULTANTS LLC
 USA

MARK NO.	GRID LOCATION	
JB2	E-D/5	+24.280

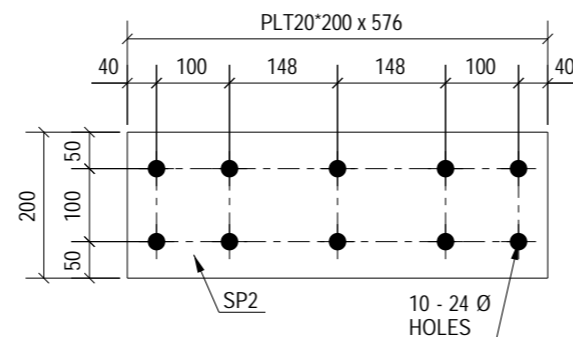
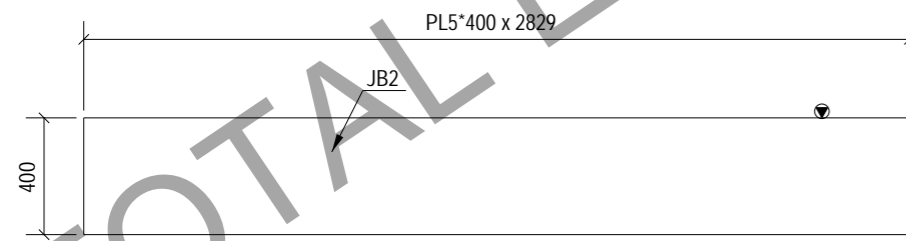
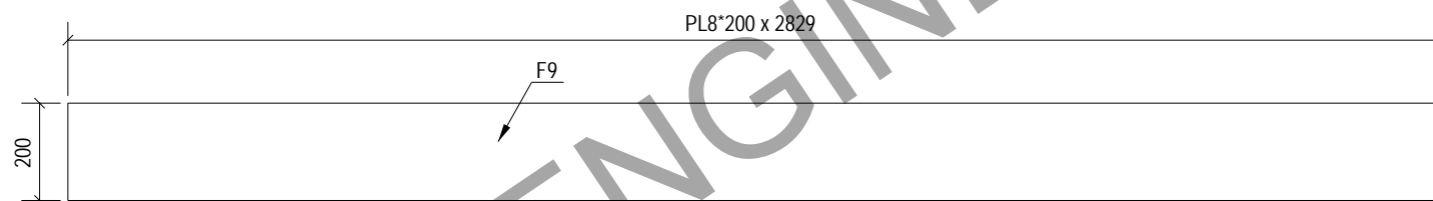

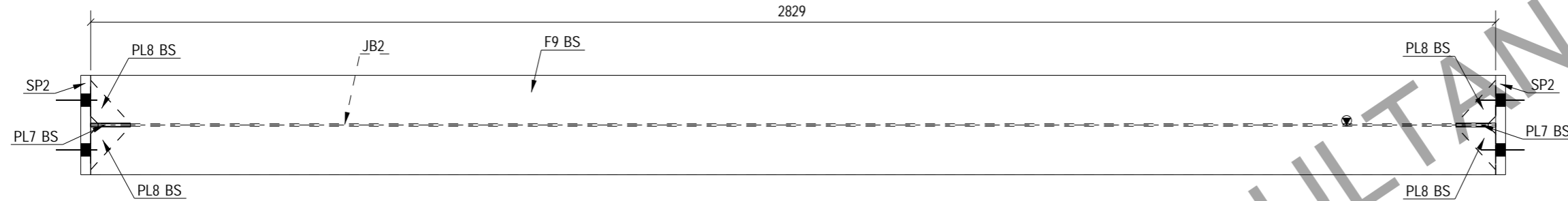
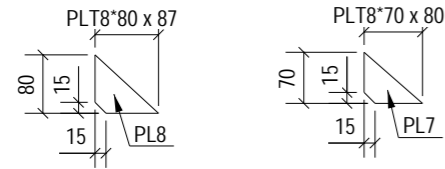
BOLT LIST FOR ASSEMBLY MKD' JB2				
Dia.	Grade	Length	No.	
M20	8.8XOX	75	10	

BILL OF MATERIALS

ASSEMBLY MK'D : JB2

ASSY QTY : 1

Item Mark	Qty./ Assembly	Profile Size	Wt./Meter	Length	Wt./Item	Total Qty.	Total Wt.	Material
JB2	1	PL5*400	39.25	2828.50	44.41	1	44.41	IS2062
F9	2	PL8*200	62.80	2828.50	35.53	2	71.05	IS2062
PL7	4	PLT8*70	62.80	80.00	0.35	4	1.41	IS2062
PL8	8	PLT8*80	62.80	87.50	0.44	8	3.52	IS2062
SP2	2	PLT20*200	157.00	576.00	18.09	2	36.17	IS2062
						Total	156.56	



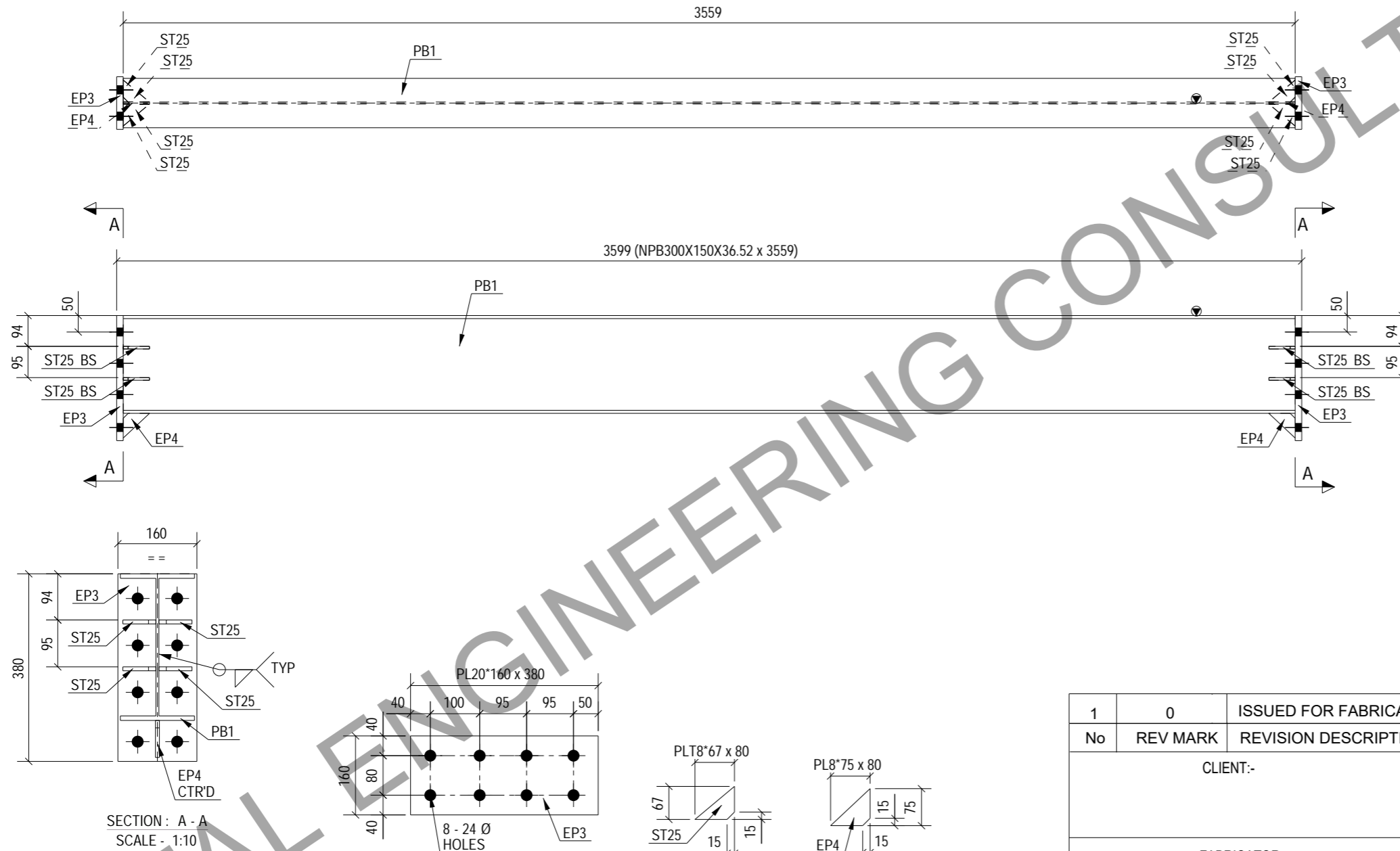
1 REQ'D AS DRAWN MARKED No. JB2

1	0	ISSUED FOR FABRICATION	AS	SK	27.03.2024
No	REV MARK	REVISION DESCRIPTION	DRAWN BY	CHKD BY	REV. DATE
CLIENT:-					
FABRICATOR:-			DETAILING CONSULTANTS:-		
PROJECT NAME	WAREHOUSE SHED		SHEET No:- 1 OF 1		
DRAWING TITLE	ASSEMBLY DRAWING OF JB2		JOB No:- PDSPL-05		
DESIGN CONSULTANT	-		SCALE:- AS SHOWN		SHT SIZE:-
APPROVED BY	-		REV. No:- 0		A3
DRAWING No	2024-P11-P01-ASS-JB2				

MARK NO.	GRID LOCATION	
PB1	J-H/3	+23.547

BOLT LIST FOR ASSEMBLY MKD' PB1				
Dia.	Grade	Length	No.	
M20	8.8XOX	60	16	

BILL OF MATERIALS		ASSEMBLY MK'D : PB1		ASSY QTY : 1				
Item Mark	Qty./ Assembly	Profile Size	Wt./Meter	Length	Wt./Item	Total Qty.	Total Wt.	Material
PB1	1	NPB300X150X36.52	36.52	3559.40	129.98	1	129.98	IS2062
EP3	2	PL20*160	157.00	380.00	9.55	2	19.09	IS2062
EP4	2	PL8*75	62.80	80.00	0.38	2	0.75	IS2062
ST25	8	PLT8*67	62.80	80.00	0.34	8	2.69	IS2062
Total							152.52	



SECTION : A - A
SCALE - 1:10

1 REQ'D AS DRAWN MARKED No. PB1

1	0	ISSUED FOR FABRICATION	AS	SK	27.03.2024
No	REV MARK	REVISION DESCRIPTION	DRAWN BY	CHKD BY	REV. DATE
CLIENT:-					
FABRICATOR:-			DETAILING CONSULTANTS:- 		
PROJECT NAME		WAREHOUSE SHED		SHEET No:- 1 OF 1	
DRAWING TITLE		ASSEMBLY DRAWING OF PB1		JOB No:- PDSPL-05	
DESIGN CONSULTANT		-		SCALE:- AS SHOWN	
APPROVED BY		-		SHT SIZE:-	
DRAWING No		2024-P11-P01-ASS-PB1		REV. No:- 0	
				A3	

MARK NO.	GRID LOCATION	
PB2	C-B/3	+23.547

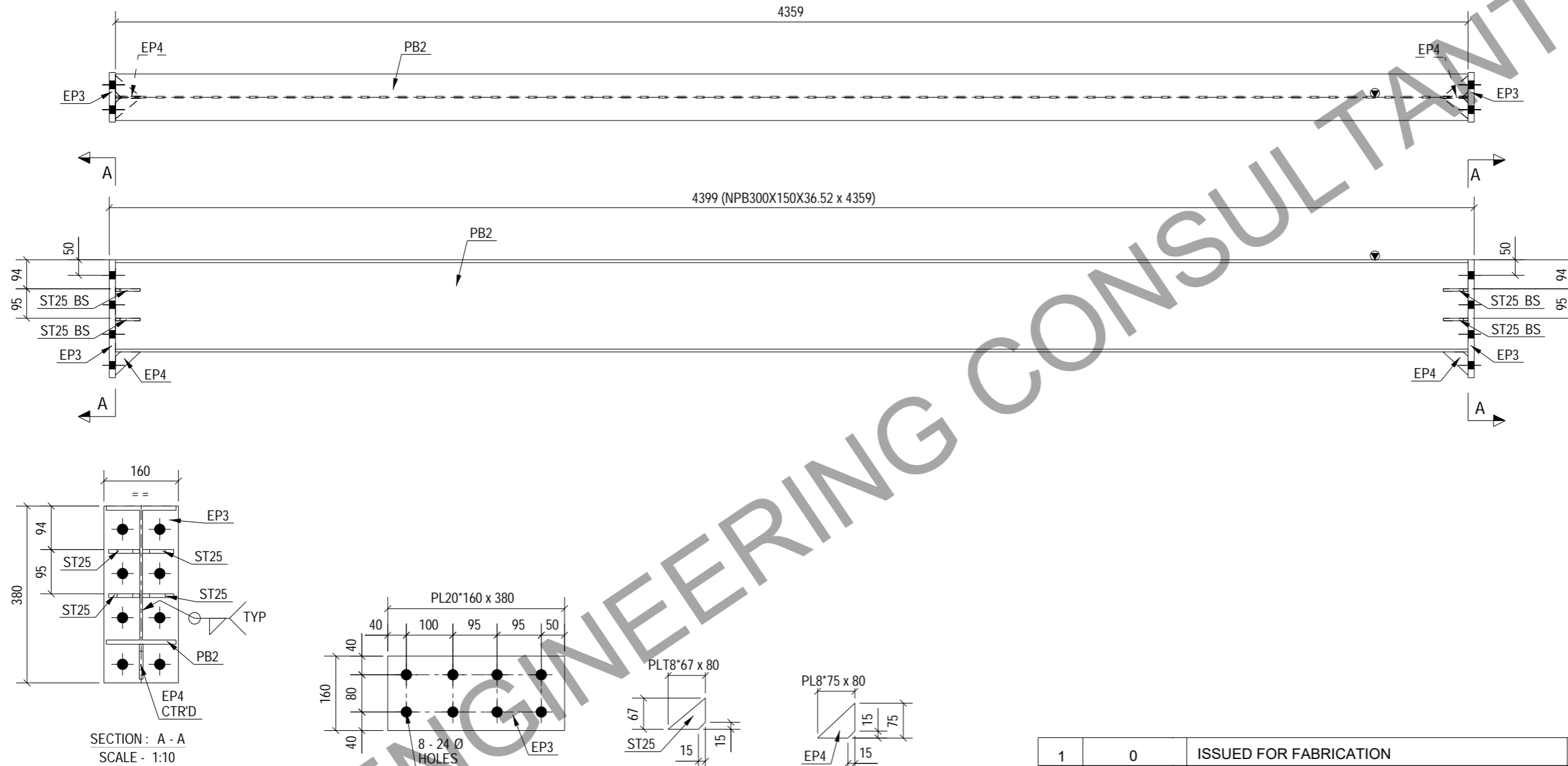
BOLT LIST FOR ASSEMBLY MKD' PB2				
Dia.	Grade	Length	No.	
M20	8.8XOX	60	16	

BILL OF MATERIALS

ASSEMBLY MK'D : PB2

ASSY QTY : 1

Item Mark	Qty./ Assembly	Profile Size	Wt./Meter	Length	Wt./Item	Total Qty.	Total Wt.	Material
PB2	1	NPB300X150X36.52	36.52	4359.40	159.20	1	159.20	IS2062
EP3	2	PL20*160	157.00	380.00	9.55	2	19.09	IS2062
EP4	2	PL8*75	62.80	80.00	0.38	2	0.75	IS2062
ST25	8	PLT8*67	62.80	80.00	0.34	8	2.69	IS2062
Total							181.73	



SECTION : A - A
SCALE - 1:10

1 REQ'D AS DRAWN MARKED No. PB2

No	REV MARK	REVISION DESCRIPTION	DRAWN BY	CHKD BY	REV. DATE
1	0	ISSUED FOR FABRICATION	AS	SK	27.03.2024
CLIENT:-					
FABRICATOR:-			DETAILING CONSULTANTS:- 		
PROJECT NAME		WAREHOUSE SHED	SHEET No:- 1 OF 1		
DRAWING TITLE		ASSEMBLY DRAWING OF PB2	JOB No:- PDSPL-05		
DESIGN CONSULTANT		-	SCALE:- AS SHOWN		SHT SIZE:-
APPROVED BY		-	REV. No:- 0		A3
DRAWING No		2024-P11-P01-ASS-PB2			

MARK NO.	GRID LOCATION	
PC1	B/3	+23.547
PC1	C/3	+23.547
PC1	H/3	+23.547
PC1	J/3	+23.547

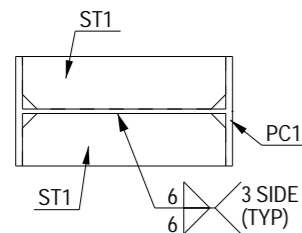
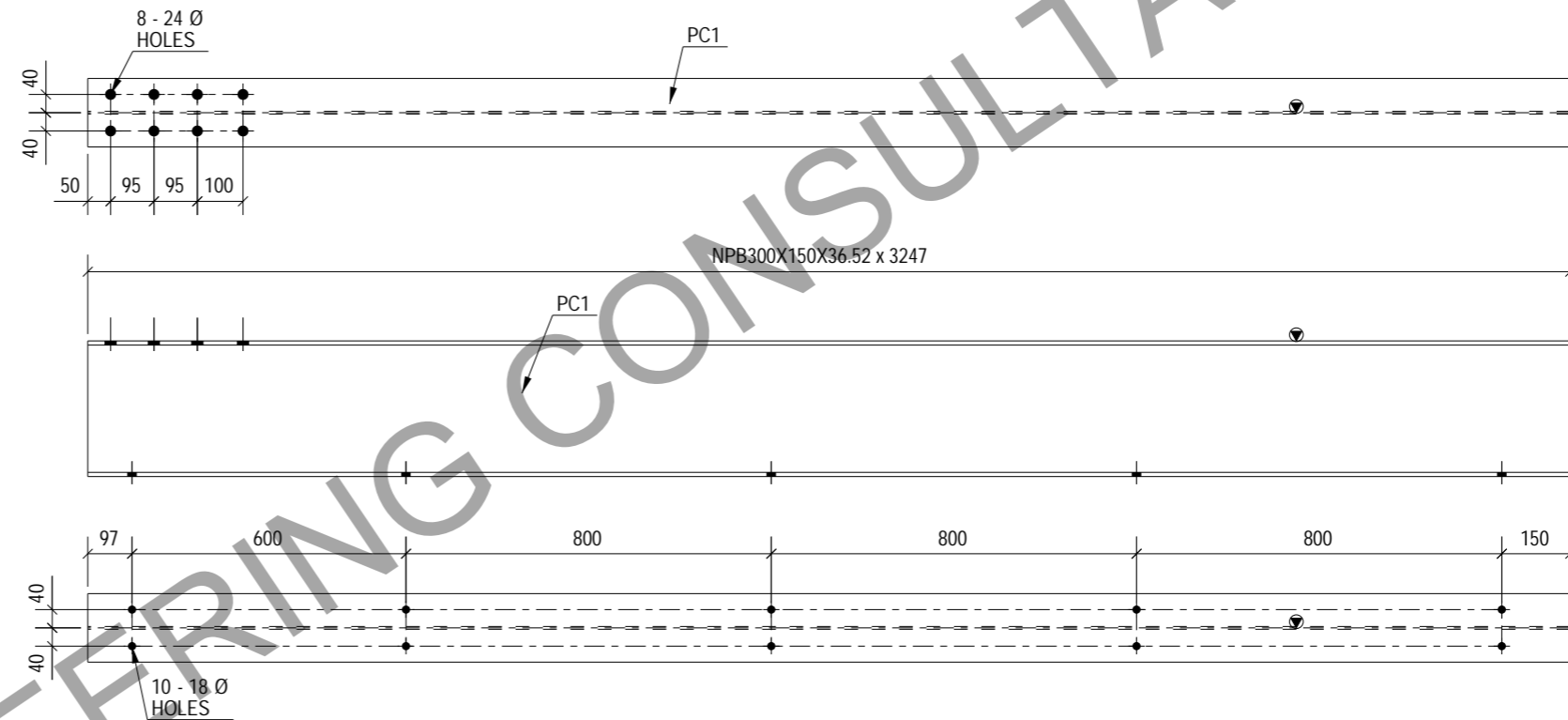
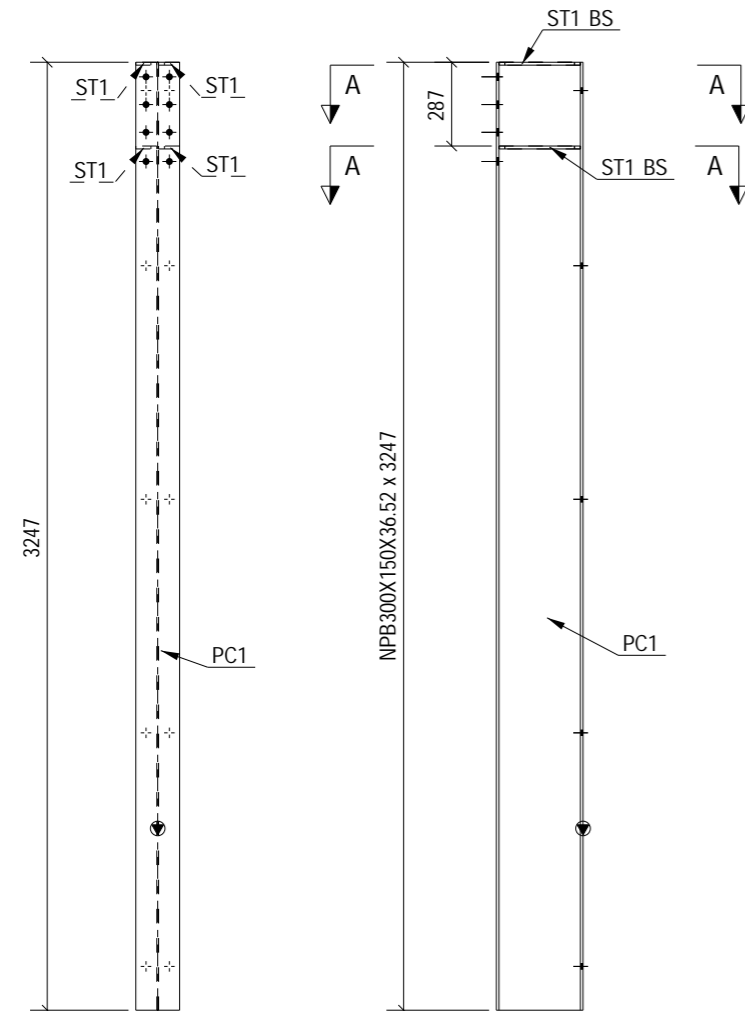
BOLT LIST FOR ASSEMBLY MKD' PC1				
Dia.	Grade	Length	No.	

BILL OF MATERIALS

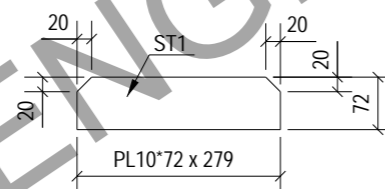
ASSEMBLY MK'D : PC1

ASSY QTY : 4


Item Mark	Qty./ Assembly	Profile Size	Wt./Meter	Length	Wt./Item	Total Qty.	Total Wt.	Material
PC1	1	NPB300X150X36.52	36.52	3247.00	118.57	4	474.30	IS2062
ST1	4	PL10*72	78.50	278.60	1.57	16	25.18	IS2062
Total							499.48	



SECTION : A - A
SCALE - 1:10



4 REQ'D AS DRAWN MARKED No. Nos. PC1

1	0	ISSUED FOR FABRICATION	AS	SK	27.03.2024
No	REV MARK	REVISION DESCRIPTION	DRAWN BY	CHKD BY	REV. DATE
CLIENT:-					
FABRICATOR:-			DETAILING CONSULTANTS:-  TOTAL ENGINEERING CONSULTANTS LLC USA		
PROJECT NAME		WAREHOUSE SHED			
DRAWING TITLE		ASSEMBLY DRAWING OF PC1		SHEET No:- 1 OF 1	
DESIGN CONSULTANT		-		JOB No:- PDSPL-05	
APPROVED BY		-		SCALE:- AS SHOWN	
DRAWING No		2024-P11-P01-ASS-PC1		SHT SIZE:- A3	
				REV. No:- 0	

MARK NO.	GRID LOCATION	
PR2	K-J/1-2	+25.462
PR2	K-J/1-2	+25.611
PR2	K-J/2	+25.760
PR2	K-J/2-3	+25.909
PR2	K-J/2-3	+26.059
PR2	K-J/2-3	+26.208

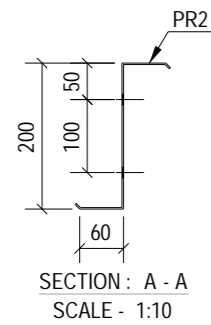
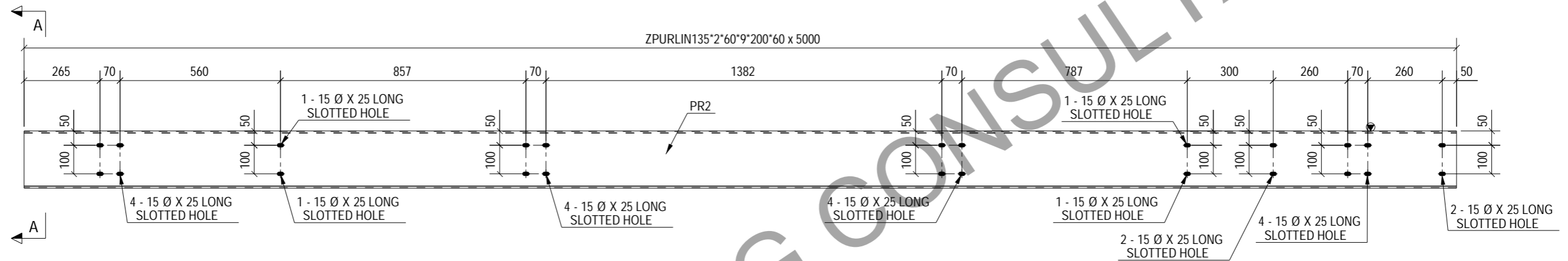
BOLT LIST FOR ASSEMBLY MKD' PR2			
Dia.	Grade	Length	No.
M12	8.8XOX	25	24

BILL OF MATERIALS

ASSEMBLY MK'D : PR2

ASSY QTY : 6

Item Mark	Qty./ Assembly	Profile Size	Wt./Meter	Length	Wt./Item	Total Qty.	Total Wt.	Material
PR2	1	ZPURLIN135*2*60*9*20	5.23	5000.00	26.17	6	157.00	IS2062
Total							157.00	



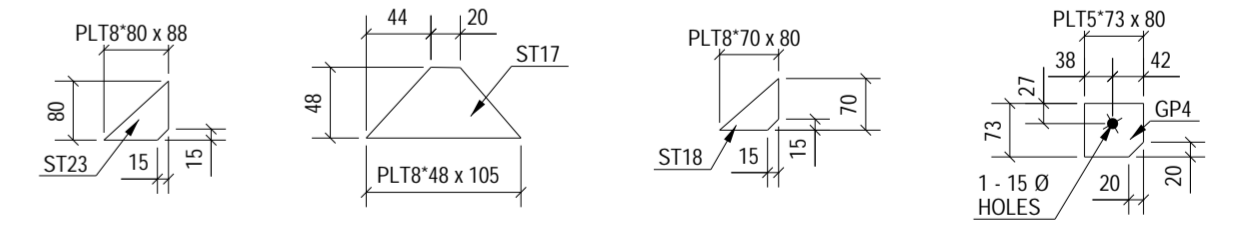
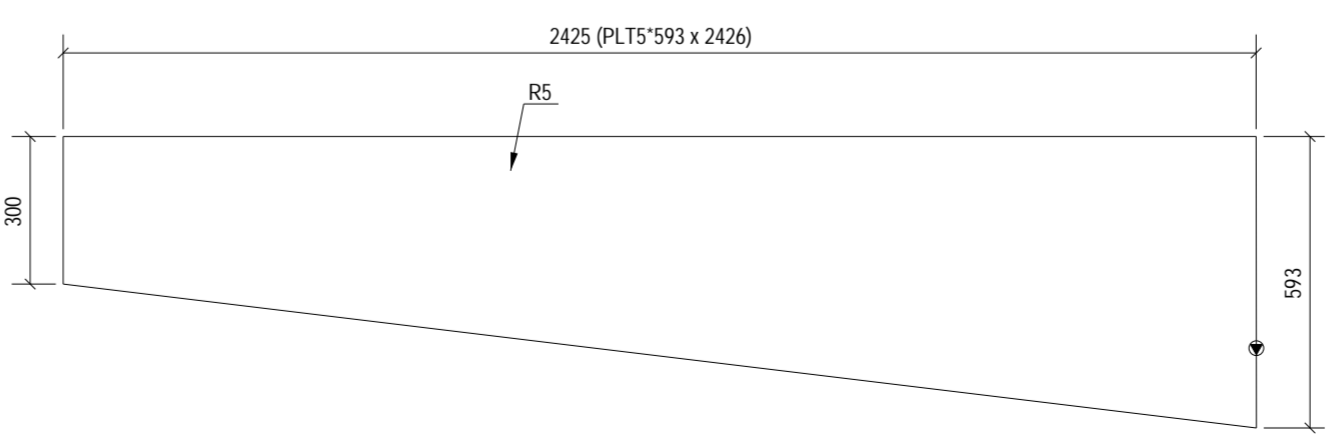
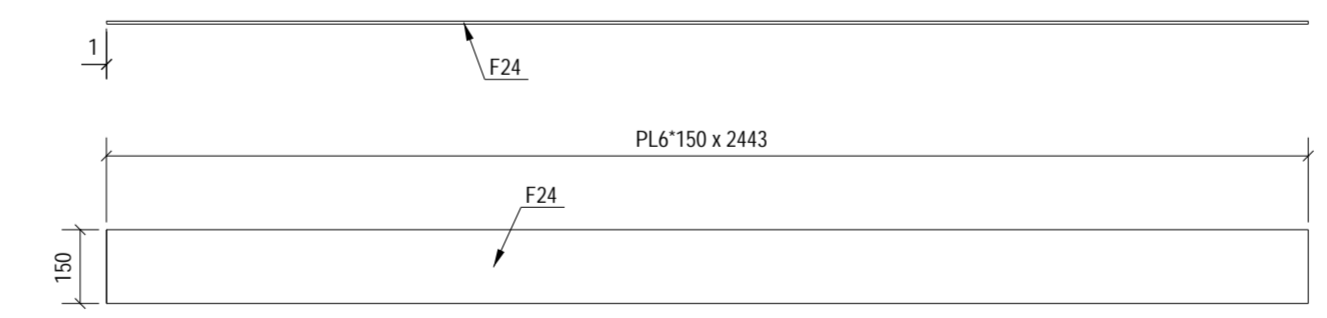
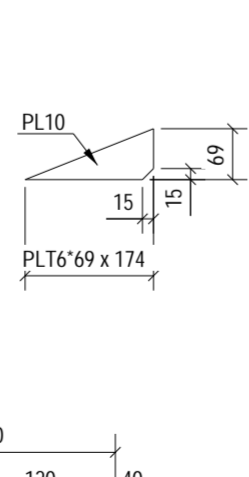
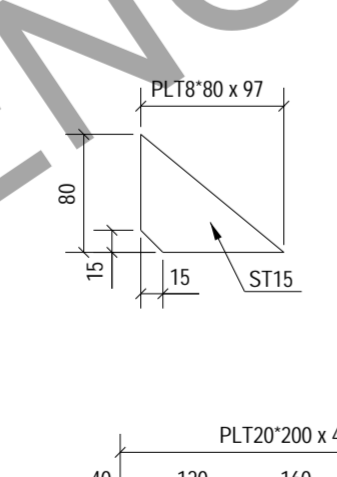
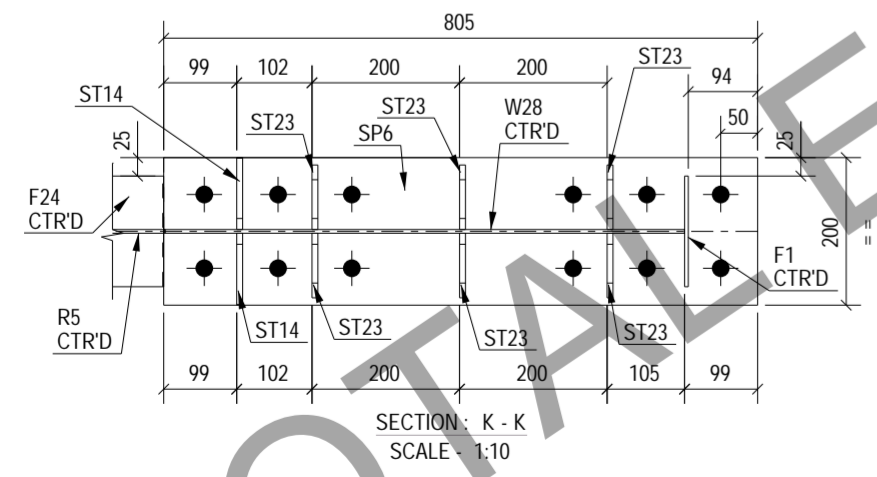
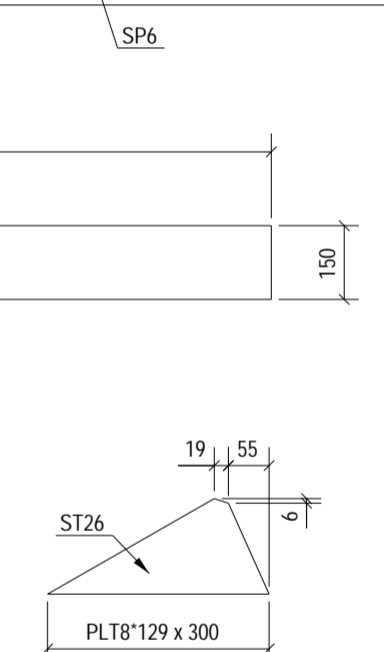
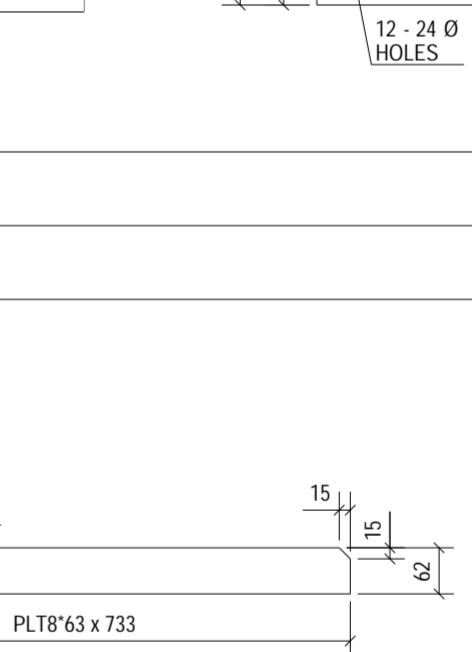
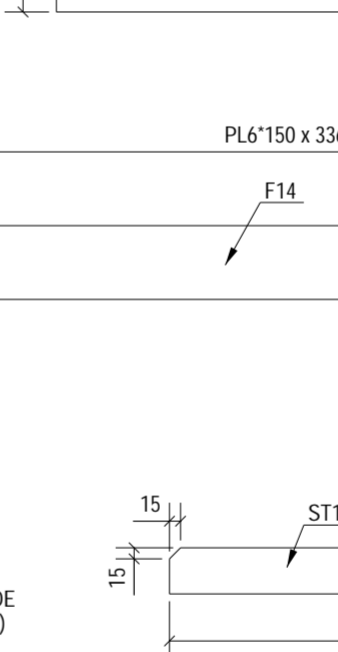
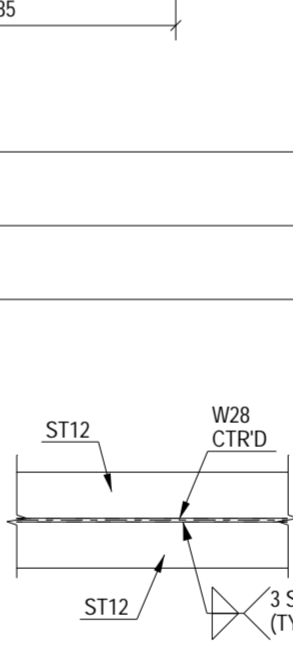
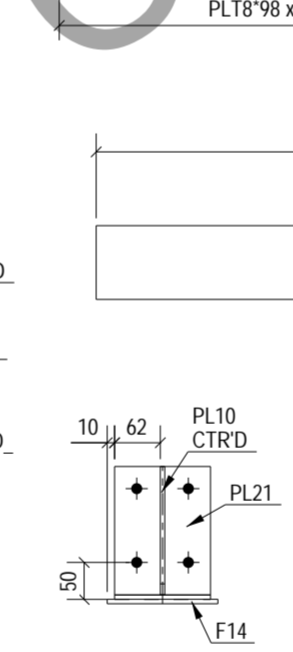
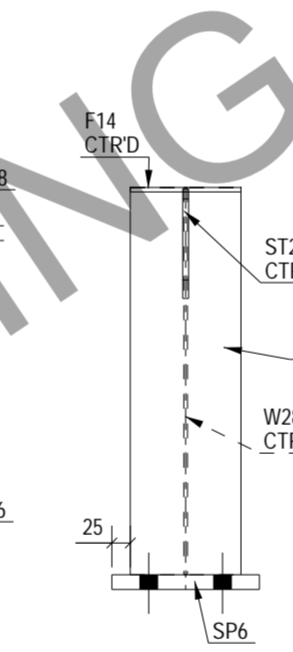
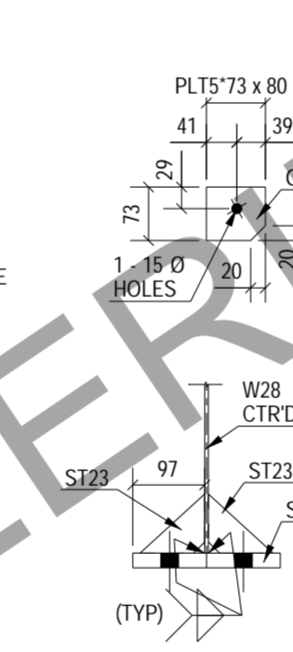
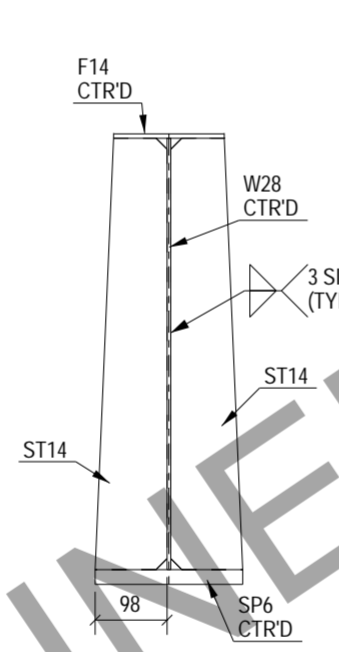
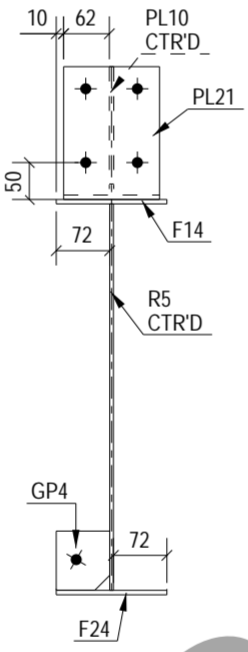
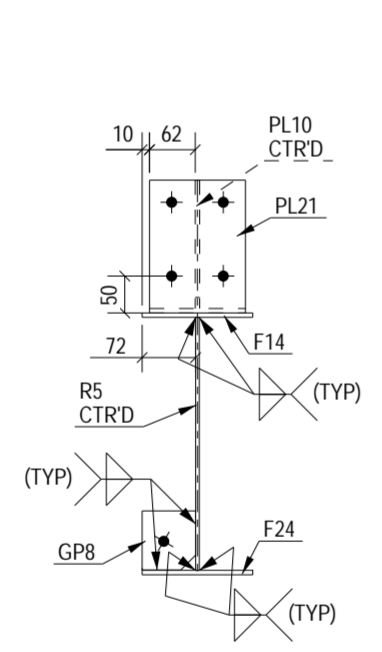
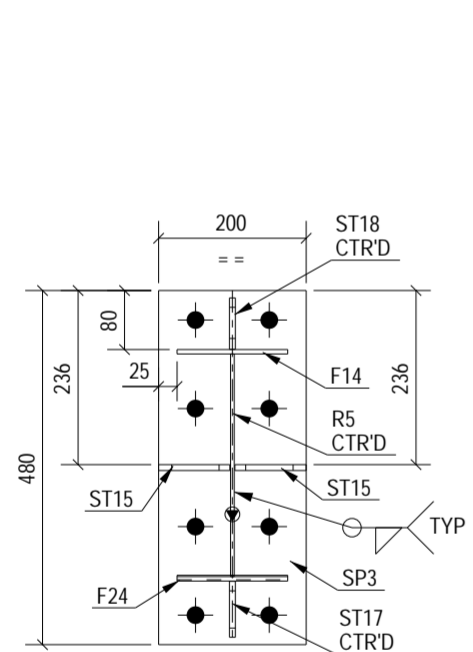
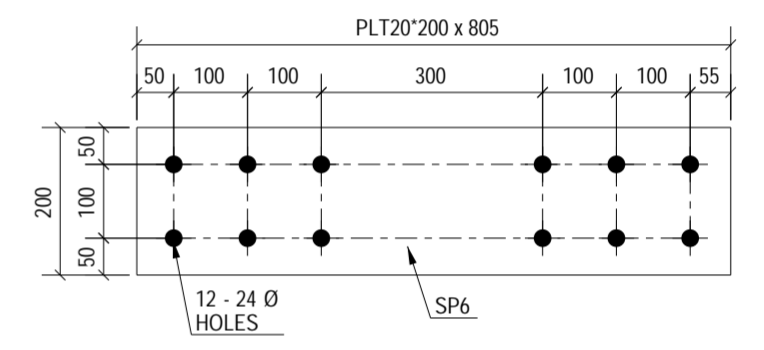
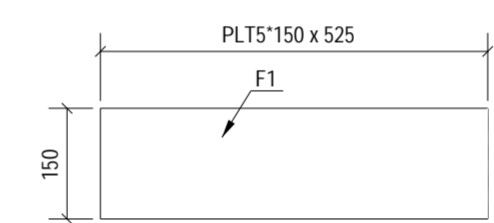
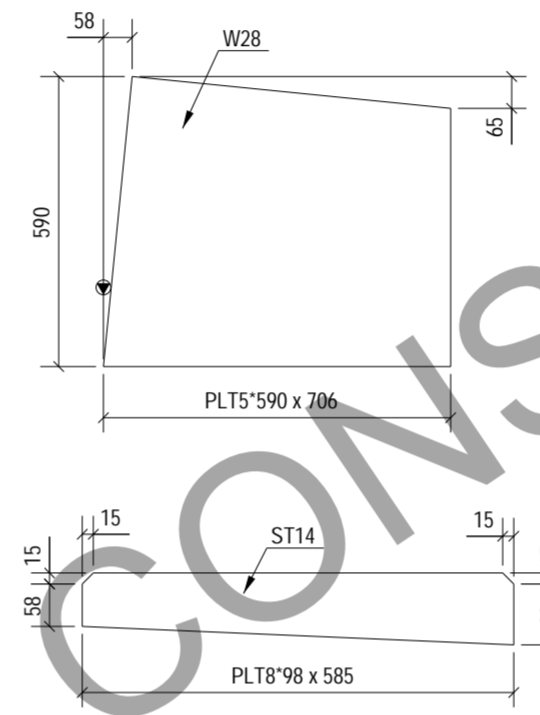
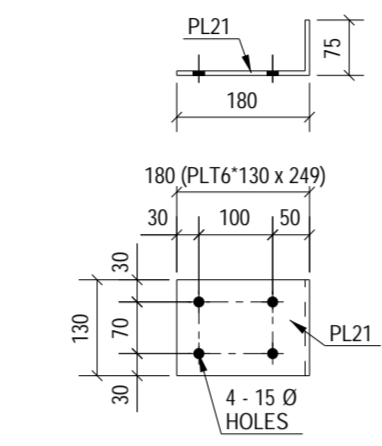
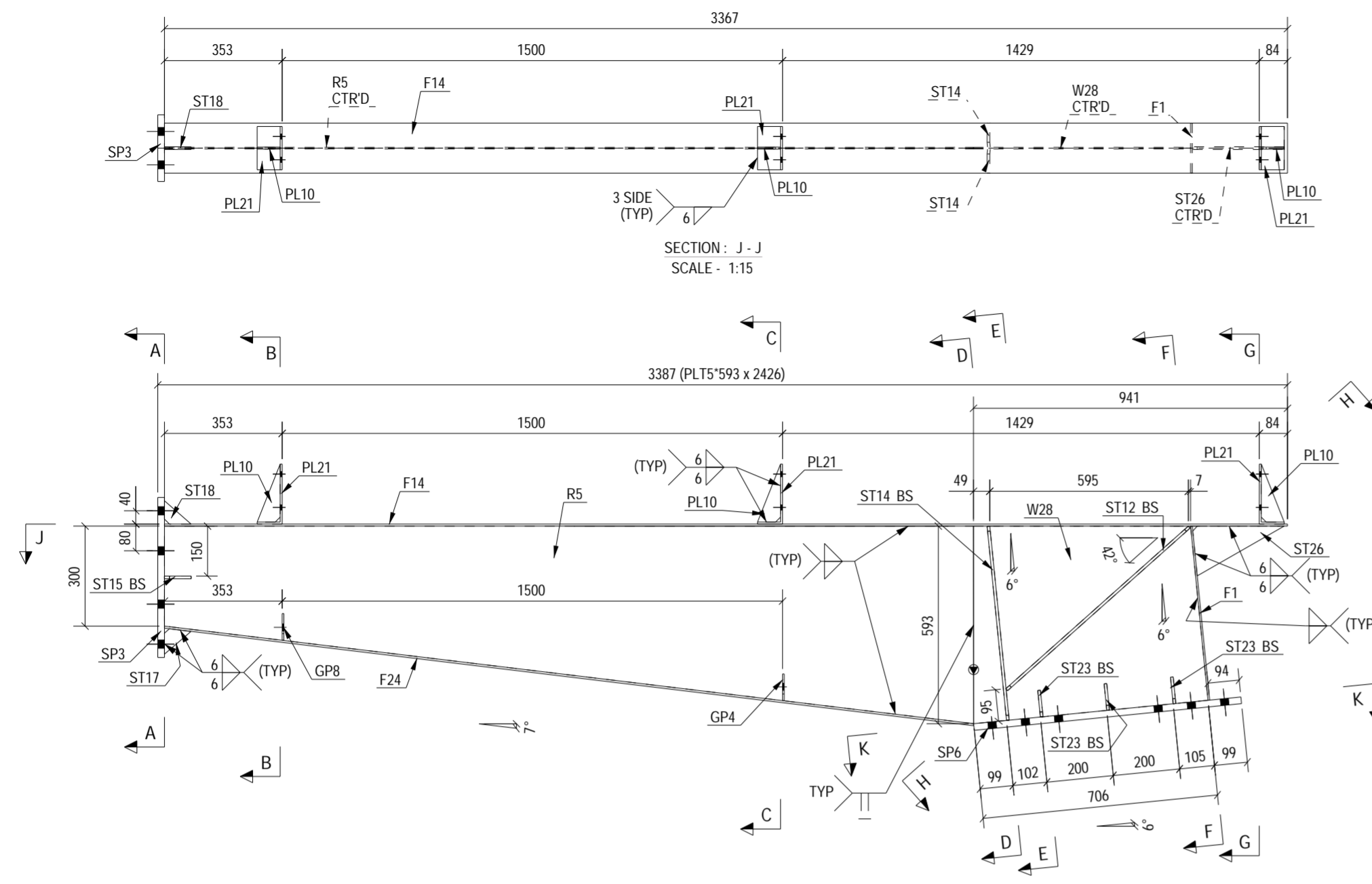
1	0	ISSUED FOR FABRICATION	AS	SK	27.03.2024
No	REV MARK	REVISION DESCRIPTION	DRAWN BY	CHKD BY	REV. DATE
CLIENT:-					
FABRICATOR:-			DETAILING CONSULTANTS:- 		
PROJECT NAME		WAREHOUSE SHED			
DRAWING TITLE		ASSEMBLY DRAWING OF PR2		SHEET No:- 1 OF 1	
DESIGN CONSULTANT		-		JOB No:- PDSPL-05	
APPROVED BY		-		SCALE:- AS SHOWN	
DRAWING No		2024-P11-P01-ASS-PR2		SHT SIZE:- A3	
				REV. No:- 0	

6 REQ'D AS DRAWN MARKED No. Nos. PR2

MARK NO.	GRID LOCATION	
R5	K/4-5'	+25.437

BOLT LIST FOR ASSEMBLY MKD' R5			
Dia.	Grade	Length	No.
M 12	8.8XOX	30	14
M 20	8.8XOX	70	20

BILL OF MATERIALS		ASSEMBLY MK'D : R5		ASSY QTY : 1				
Item Mark	Qty./ Assembly	Profile Size	Wt./Meter	Length	Wt./Item	Total Qty.	Total Wt.	Material
R5	1	PLT5*593	39.25	2425.88	56.43	1	56.43	IS2062
F1	1	PLT5*150	39.25	524.97	3.09	1	3.09	IS2062
F14	1	PL6*150	47.10	3366.62	23.79	1	23.79	IS2062
F24	1	PL6*150	47.10	2443.47	17.26	1	17.26	IS2062
GP4	1	PLT5*73	39.25	80.00	0.23	1	0.23	IS2062
GP8	1	PLT5*73	39.25	80.00	0.23	1	0.23	IS2062
PL10	3	PLT6*69	47.10	174.00	0.57	3	1.70	IS2062
PL21	3	PLT6*130	47.10	249.00	1.52	3	4.57	IS2062
SP3	1	PLT20*200	157.00	480.00	15.07	1	15.07	IS2062
SP6	1	PLT20*200	157.00	805.01	25.28	1	25.28	IS2062
ST12	2	PLT8*63	62.80	732.99	2.88	2	5.75	IS2062
ST14	2	PLT8*98	62.80	584.87	3.58	2	7.16	IS2062
ST15	2	PLT8*80	62.80	96.95	0.49	2	0.97	IS2062
ST17	1	PLT8*48	62.80	104.40	0.32	1	0.32	IS2062
ST18	1	PLT8*70	62.80	80.00	0.35	1	0.35	IS2062
ST23	6	PLT8*80	62.80	87.50	0.44	6	2.64	IS2062
ST26	1	PLT8*129	62.80	300.25	2.44	1	2.44	IS2062
W28	1	PLT5*590	39.25	706.00	16.34	1	16.34	IS2062
Total							183.62	



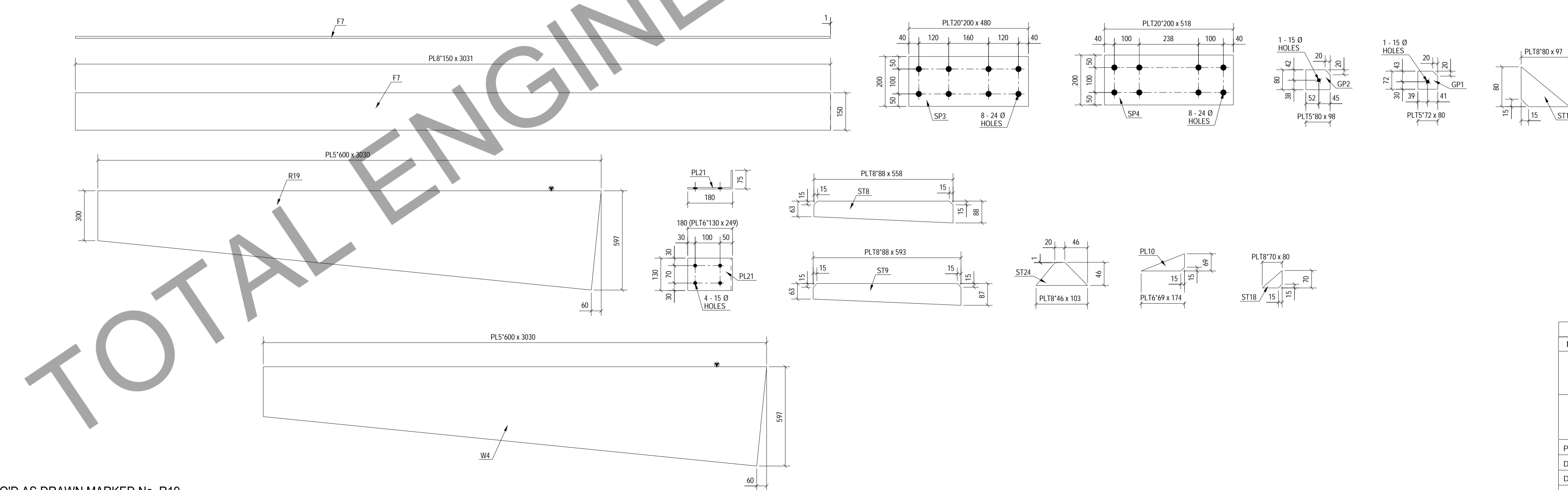
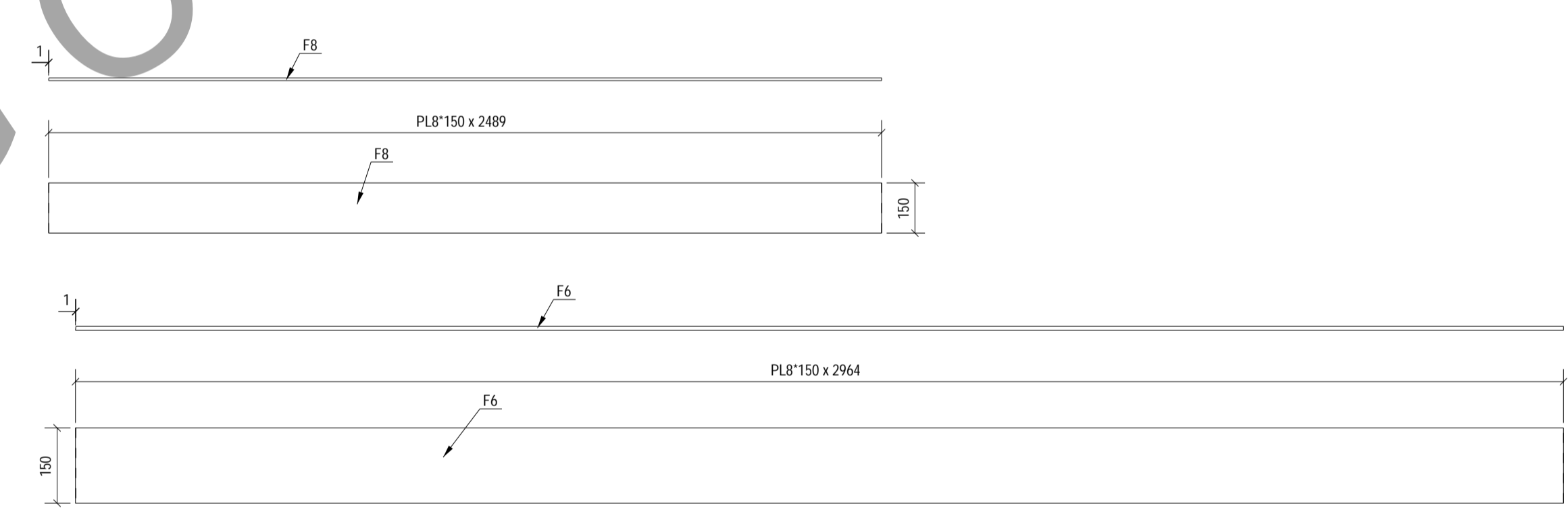
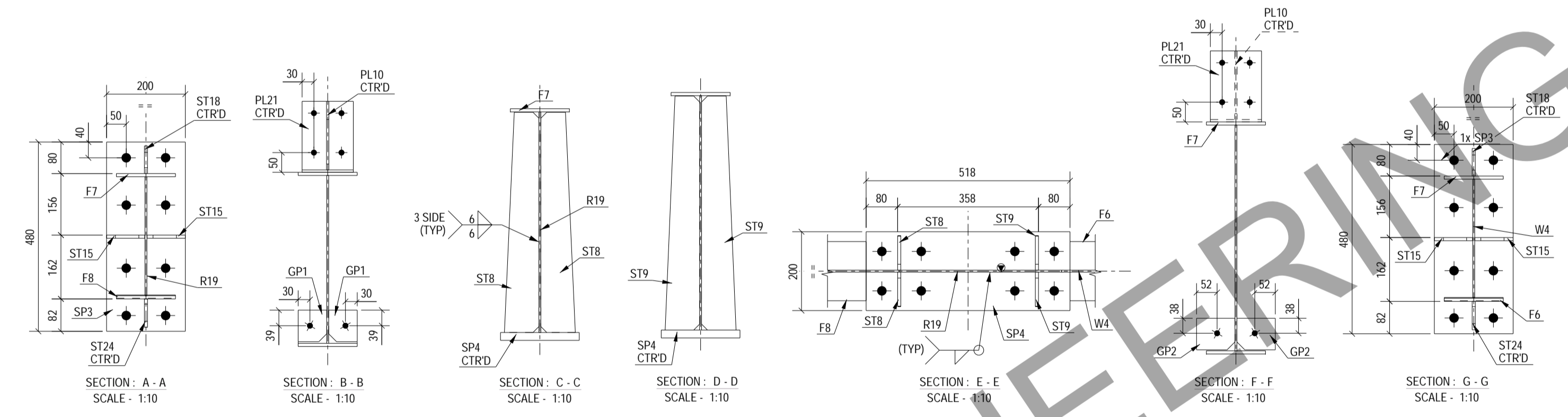
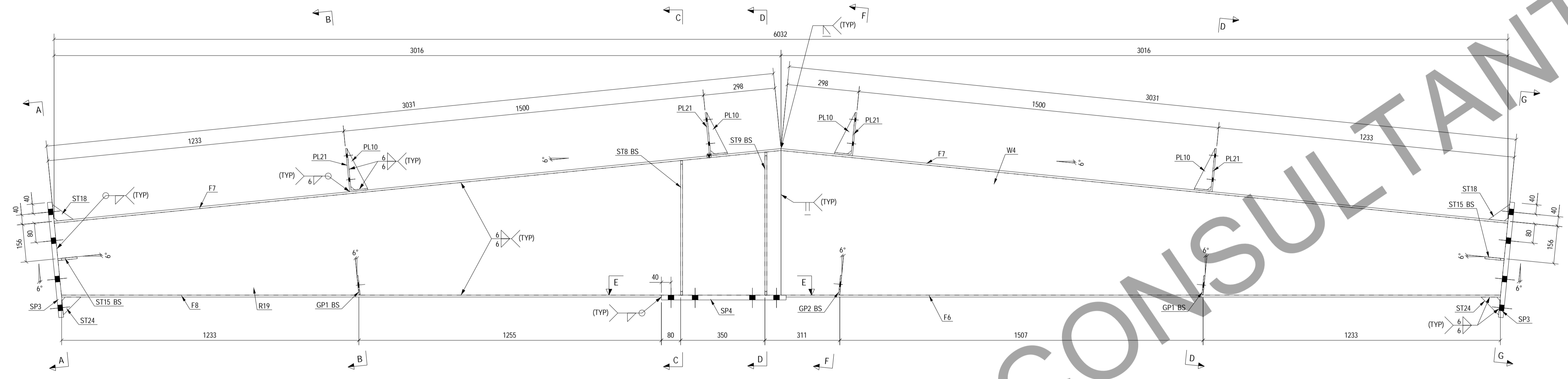
1	0	ISSUED FOR FABRICATION	AS	SK	27.03.2024
No	REV MARK	REVISION DESCRIPTION	DRAWN BY	CHKD BY	REV. DATE
CLIENT:-					
FABRICATOR:-			DETAILING CONSULTANTS:- TOTAL ENGINEERING CONSULTANTS LLC USA		
PROJECT NAME	WAREHOUSE SHED		SHEET No:- 1 OF 1		
DRAWING TITLE	ASSEMBLY DRAWING OF R5		JOB No:- PDSPL-05		
DESIGN CONSULTANT	-		SCALE:- AS SHOWN		SHT SIZE:-
APPROVED BY	-		REV. No:- 0		A2
DRAWING No	2024-P11-P01-ASS-R5				

1 REQ'D AS DRAWN MARKED No. R5

MARK NO.	GRID LOCATION
R19	F2-3 +26.332

BOLT LIST FOR ASSEMBLY MKD' R19			
Dia.	Grade	Length	No.
M 12	8.8XX	30	22
M 20	8.8XX	70	24

BILL OF MATERIALS									
ASSEMBLY MKD : R19									
ASSY QTY : 1									
Item Mark	Qty / Assembly	Profile Size	Wt./Meter	Length	Wt./Item	Total Qty.	Total Wt.	Material	
R19	1	PL5*600	39.25	3030.30	71.01	1	71.01	IS2062	
F6	1	PL8*150	62.80	2964.11	27.92	1	27.92	IS2062	
F7	2	PL8*150	62.80	3031.10	28.55	2	57.11	IS2062	
F8	1	PL8*150	62.80	2489.11	23.45	1	23.45	IS2062	
GP1	4	PLT5*72	39.25	80.00	0.23	4	0.91	IS2062	
GP2	2	PLT5*80	39.25	97.50	0.31	2	0.61	IS2062	
PL10	4	PLT6*69	47.10	174.00	0.67	4	2.26	IS2062	
PL21	4	PLT6*130	47.10	249.00	1.52	4	6.10	IS2062	
SP3	2	PLT20*200	157.00	480.00	15.07	2	30.14	IS2062	
SP4	1	PLT20*200	157.00	517.60	16.25	1	16.25	IS2062	
ST8	2	PLT8*88	62.80	536.40	3.07	2	6.14	IS2062	
ST9	2	PLT8*88	62.80	593.33	3.26	2	6.52	IS2062	
ST15	4	PLT8*90	62.80	96.96	0.49	4	1.95	IS2062	
ST18	2	PLT8*70	62.80	80.00	0.35	2	0.70	IS2062	
ST24	2	PLT8*46	62.80	103.41	0.30	2	0.60	IS2062	
W4	1	PL5*600	39.25	3030.30	71.01	1	71.01	IS2062	
							Total	322.68	



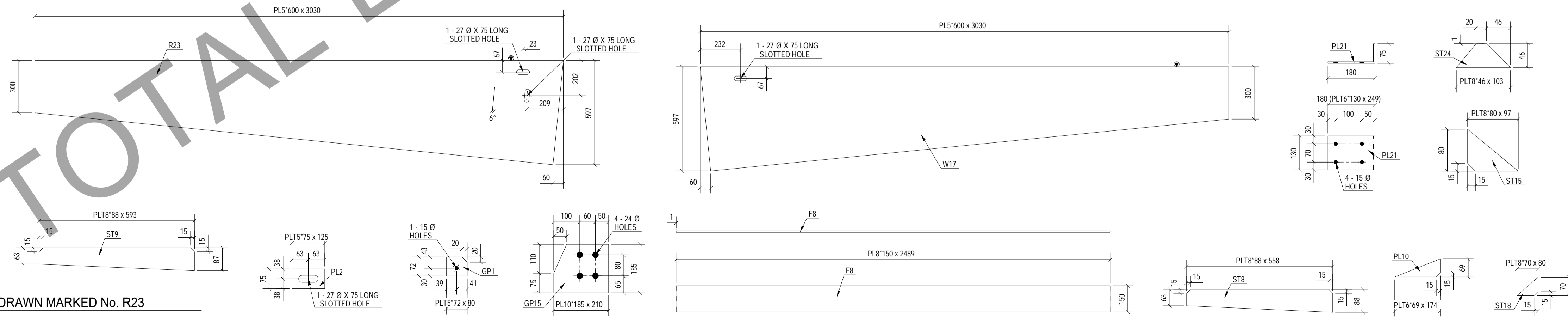
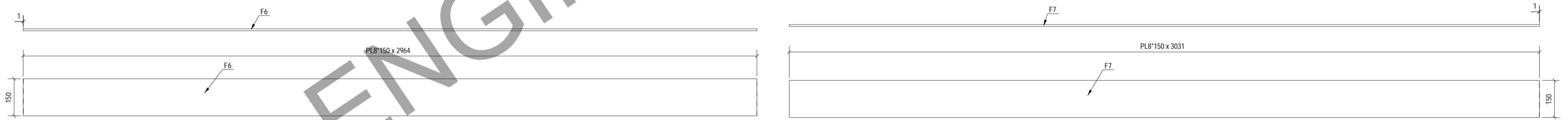
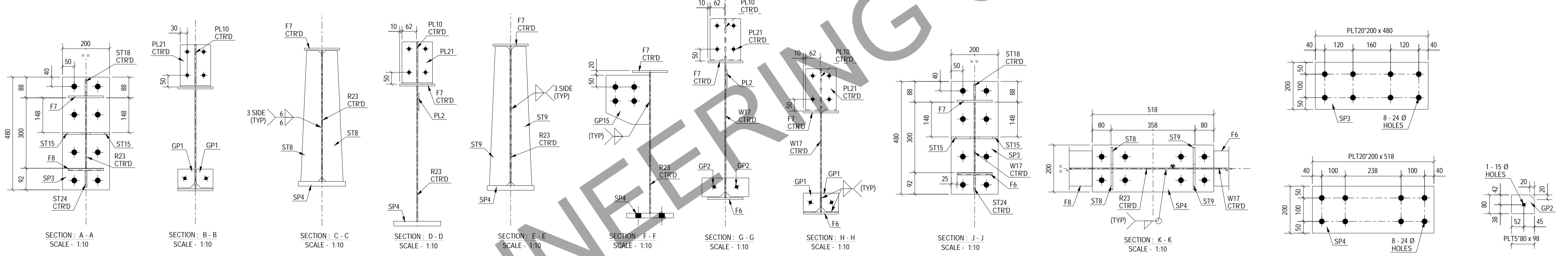
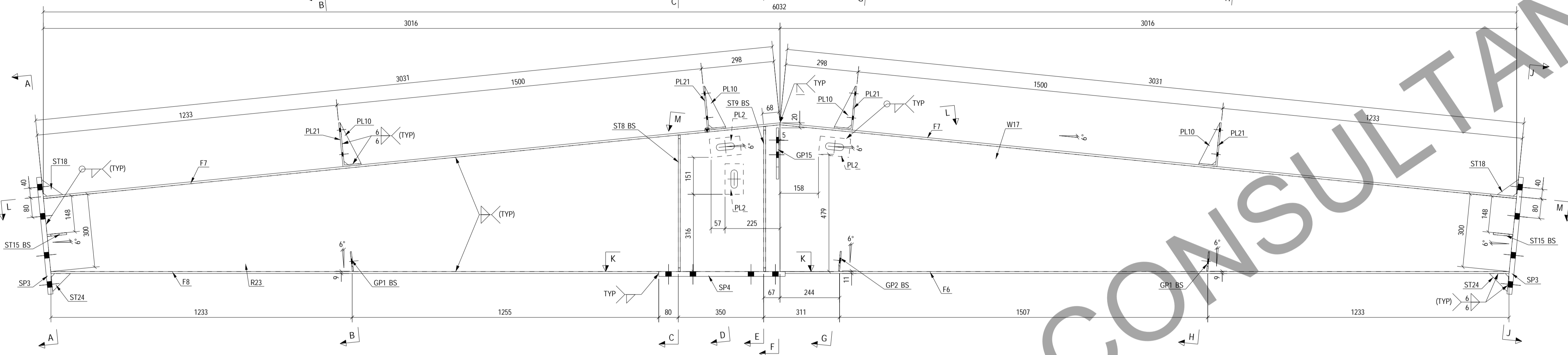
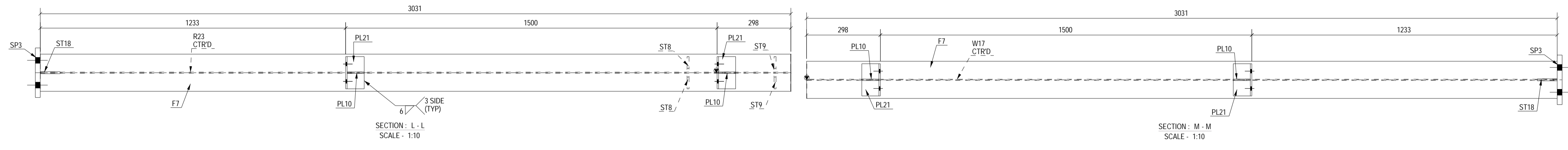
1	0	ISSUED FOR FABRICATION	AS	SK	27.03.2024
No	REV MARK	REVISION DESCRIPTION	DRAWN BY	CHKD BY	REV. DATE
CLIENT-					
FABRICATOR-					
PROJECT NAME		WAREHOUSE SHED		SHEET No:- 1 OF 1	
DRAWING TITLE		ASSEMBLY DRAWING OF R19		JOB No:- PDSPL-05	
DESIGN CONSULTANT		-		SCALE:- AS SHOWN	
APPROVED BY		-		SHT SIZE:-	
DRAWING No		2024-P11-P01-ASS-R19		REV. No:- 0 A1	

1 REQ'D AS DRAWN MARKED No. R19

MARK NO.	GRID LOCATION
R23	C/2-3 +26.332

BOLT LIST FOR ASSEMBLY MKD' R23			
Dia.	Grade	Length	No.
M 12	8.8XX	30	22
M 20	8.8XX	70	24

BILL OF MATERIALS									
ASSEMBLY MKD' : R23									
ASSY QTY : 1									
Item Mark	Qty/Assembly	Profile Size	Wt./Meter	Length	Wt./Item	Total Qty.	Total Wt.	Material	
R23	1	PL5*600	39.25	3030.30	71.01	1	71.01	IS2062	
F6	1	PL8*150	62.80	2964.11	27.92	1	27.92	IS2062	
F7	2	PL8*150	62.80	3031.10	28.55	2	57.11	IS2062	
F8	1	PL8*150	62.80	2489.11	23.45	1	23.45	IS2062	
GP1	4	PLT5*72	39.25	80.00	0.23	4	0.91	IS2062	
GP2	2	PLT5*80	39.25	97.50	0.31	2	0.61	IS2062	
GP15	1	PL10*185	78.50	209.57	3.04	1	3.04	IS2062	
PL2	3	PLT5*75	39.25	125.00	0.37	3	1.10	IS2062	
PL10	4	PLT6*69	47.10	174.00	0.57	4	2.26	IS2062	
PL21	4	PLT6*130	47.10	249.00	1.52	4	6.10	IS2062	
SP3	2	PLT20*200	157.00	490.00	15.07	2	30.14	IS2062	
SP4	1	PLT20*200	157.00	517.60	16.25	1	16.25	IS2062	
ST8	2	PLT8*58	62.80	558.40	3.07	2	6.14	IS2062	
ST9	2	PLT8*58	62.80	563.33	3.26	2	6.52	IS2062	
ST15	4	PLT8*80	62.80	96.95	0.49	4	1.95	IS2062	
ST18	2	PLT8*70	62.80	80.00	0.35	2	0.70	IS2062	
ST24	2	PLT8*96	62.80	103.41	0.30	2	0.60	IS2062	
W17	1	PL5*600	39.25	3030.30	71.01	1	71.01	IS2062	
							Total	326.83	



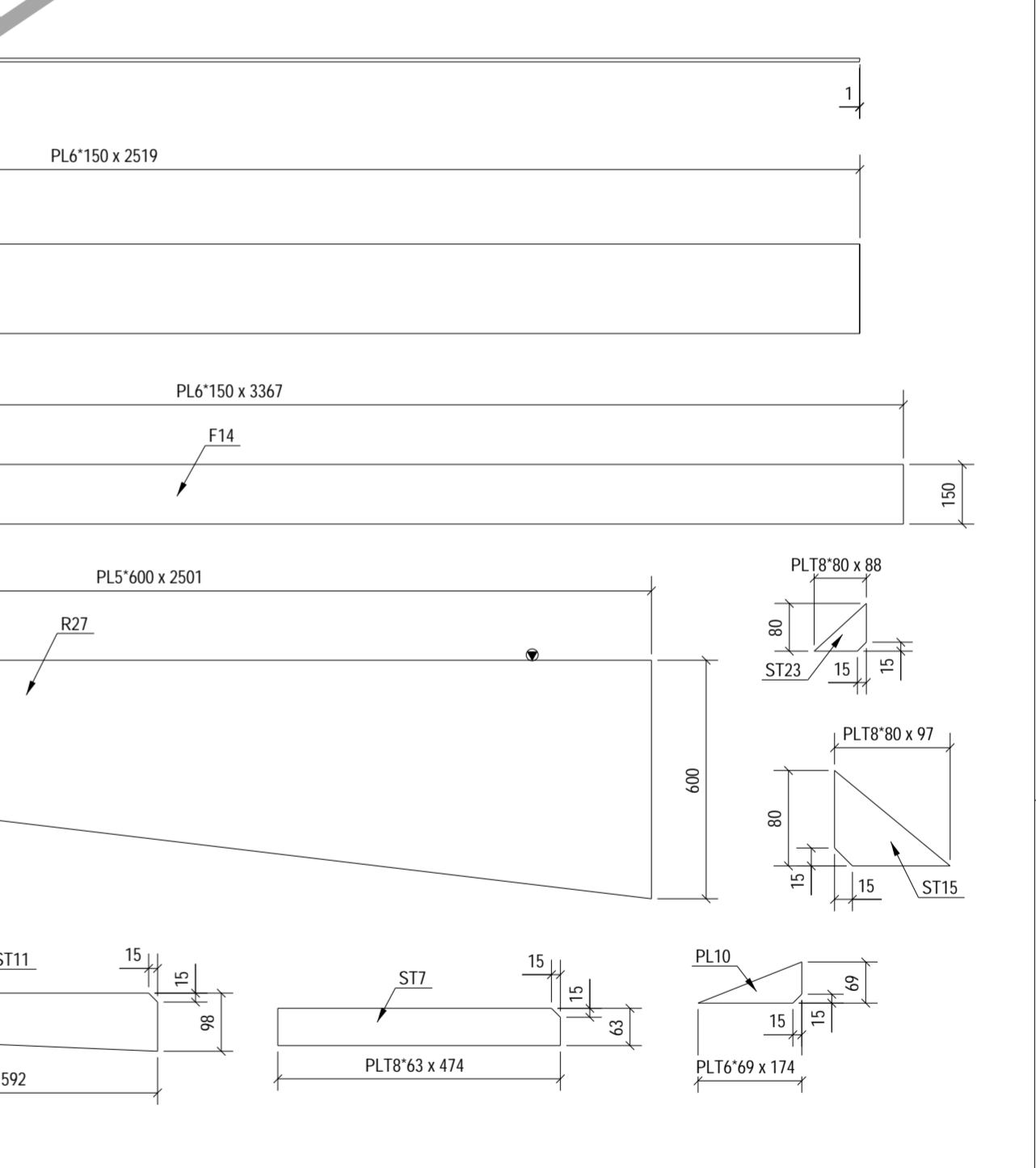
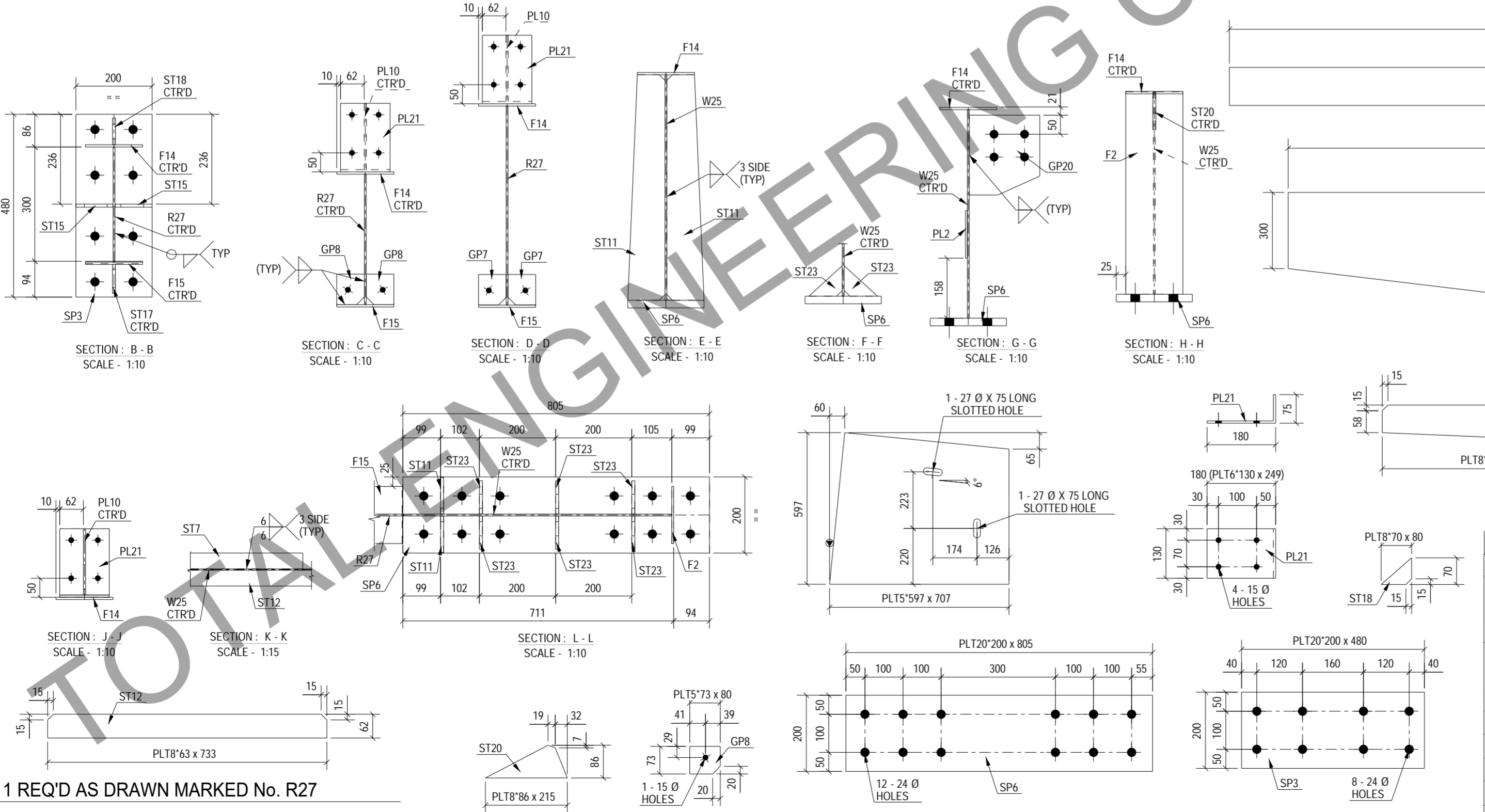
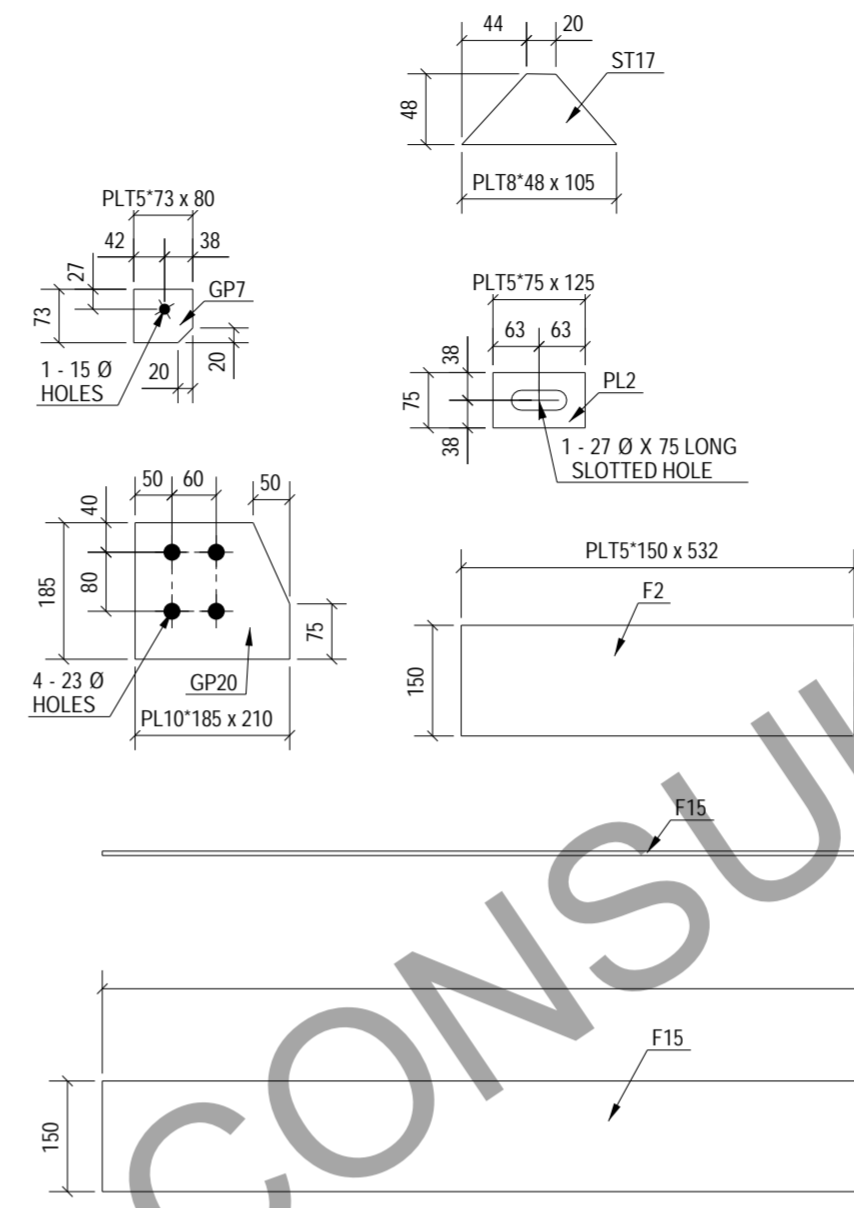
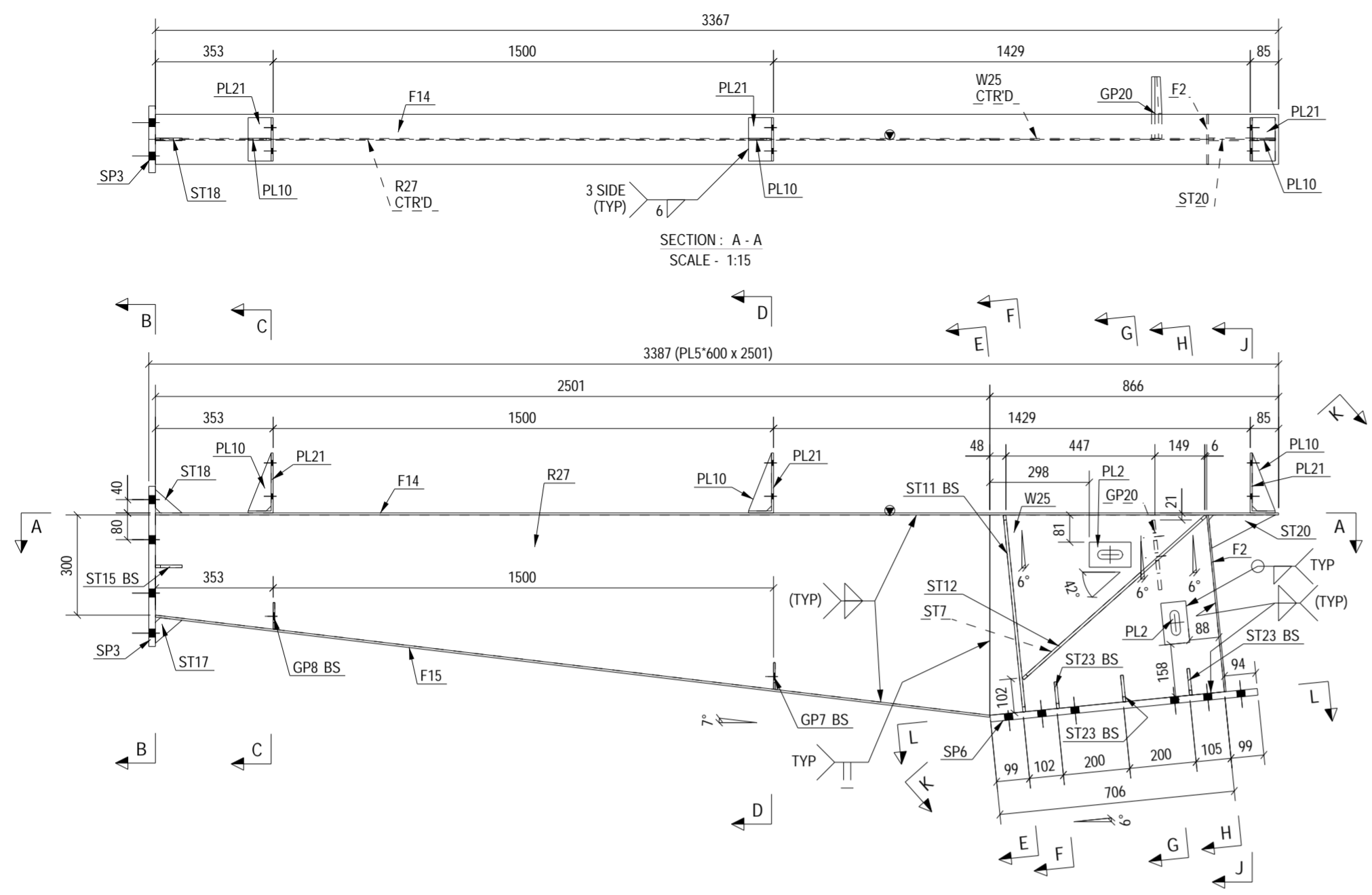
1 REQ'D AS DRAWN MARKED No. R23

1	0	ISSUED FOR FABRICATION	AS	SK	27.03.2024
No	REV MARK	REVISION DESCRIPTION	DRAWN BY	CHKD BY	REV. DATE
CLIENT-					
FABRICATOR-					
PROJECT NAME		WAREHOUSE SHED		SHEET No:- 1 OF 1	
DRAWING TITLE		ASSEMBLY DRAWING OF R23		JOB No:- PDSPL-05	
DESIGN CONSULTANT		-		SCALE:- AS SHOWN	
APPROVED BY		-		SHT SIZE:-	
DRAWING No		2024-P11-P01-ASS-R23		REV. No:- 0	
				A1	

MARK NO.	GRID LOCATION	
R27	B/4-5'	+25.437

BOLT LIST FOR ASSEMBLY MKD' R27			
Dia.	Grade	Length	No.
M 12	8.8XOX	30	16
M 20	8.8XOX	70	12

BILL OF MATERIALS		ASSEMBLY MKD' : R27		ASSY QTY : 1				
Item Mark	Qty./ Assembly	Profile Size	Wt./Meter	Length	Wt./Item	Total Qty.	Total Wt.	Material
R27	1	PL5*600	39.25	2501.43	58.91	1	58.91	IS2062
F2	1	PLT5*150	39.25	532.47	3.13	1	3.13	IS2062
F14	1	PL6*150	47.10	3367.00	23.79	1	23.79	IS2062
F15	1	PL6*150	47.10	2519.36	17.80	1	17.80	IS2062
GP7	2	PLT5*73	39.25	80.00	0.23	2	0.46	IS2062
GP8	2	PLT5*73	39.25	80.00	0.23	2	0.46	IS2062
GP20	1	PL10*185	78.50	209.57	3.04	1	3.04	IS2062
PL2	2	PLT5*75	39.25	125.00	0.37	2	0.74	IS2062
PL10	3	PLT6*69	47.10	174.00	0.57	3	1.70	IS2062
PL21	3	PLT6*130	47.10	249.00	1.52	3	4.57	IS2062
SP3	1	PLT20*200	157.00	480.00	15.07	1	15.07	IS2062
SP6	1	PLT20*200	157.00	805.00	25.28	1	25.28	IS2062
ST7	1	PLT8*63	62.80	473.99	1.86	1	1.86	IS2062
ST11	2	PLT8*98	62.80	592.37	3.63	2	7.25	IS2062
ST12	1	PLT8*63	62.80	732.99	2.88	1	2.88	IS2062
ST15	2	PLT8*80	62.80	96.95	0.49	2	0.97	IS2062
ST17	1	PLT8*48	62.80	104.84	0.32	1	0.32	IS2062
ST18	1	PLT8*70	62.80	80.00	0.35	1	0.35	IS2062
ST20	1	PLT8*86	62.80	214.92	1.16	1	1.16	IS2062
ST23	6	PLT8*80	62.80	87.50	0.44	6	2.64	IS2062
W25	1	PLT5*597	39.25	706.57	16.56	1	16.56	IS2062
Total						188.93		



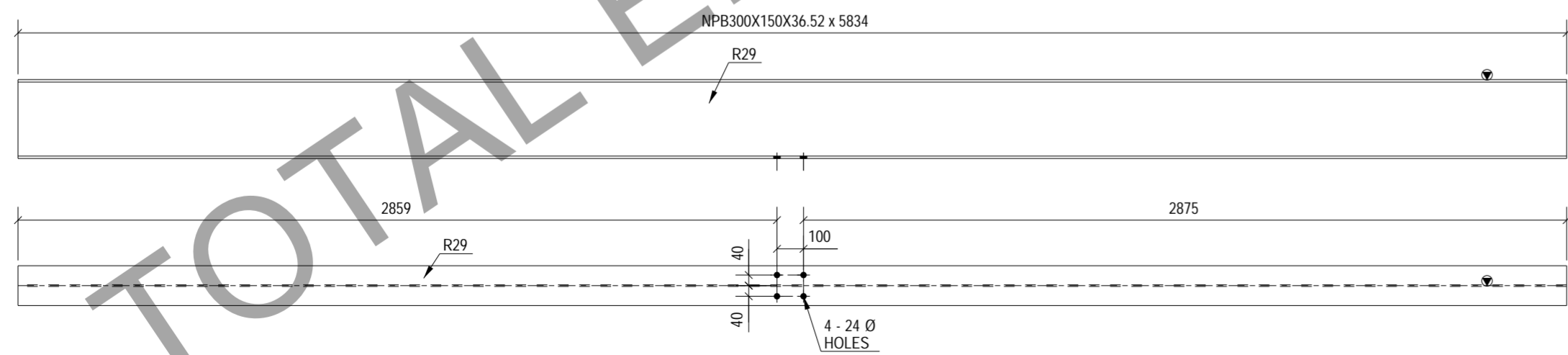
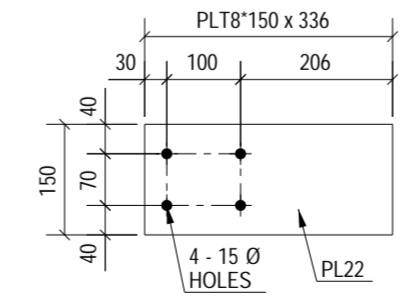
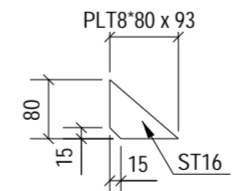
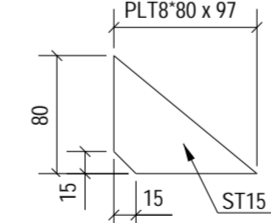
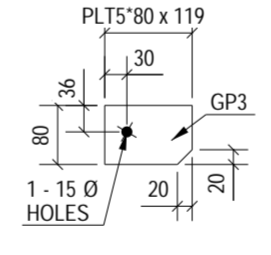
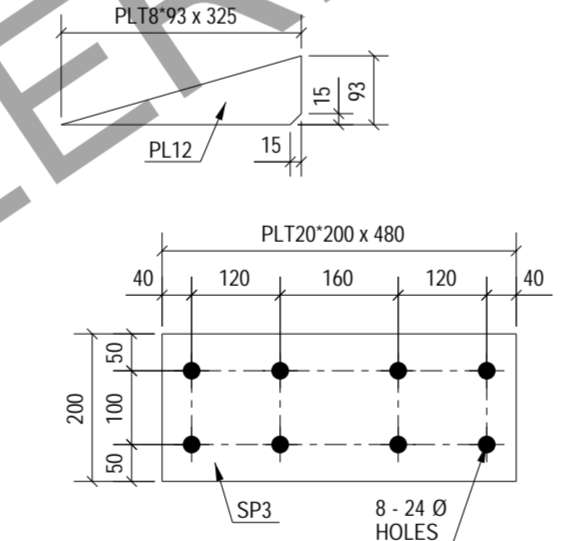
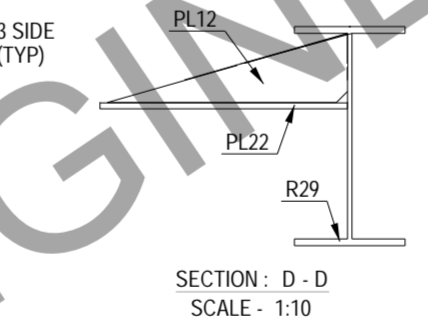
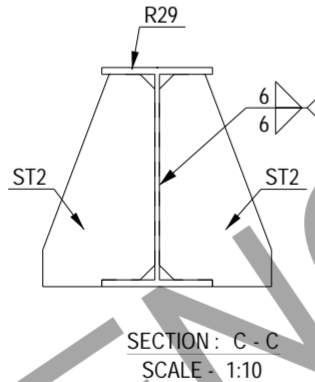
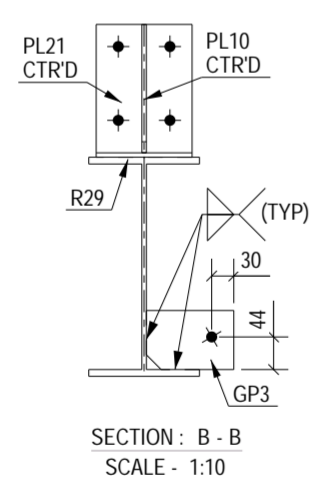
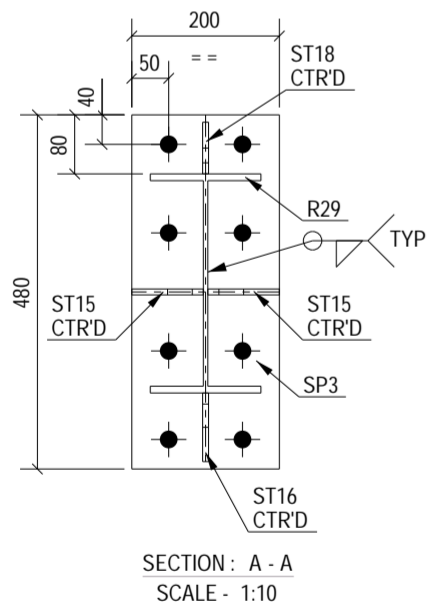
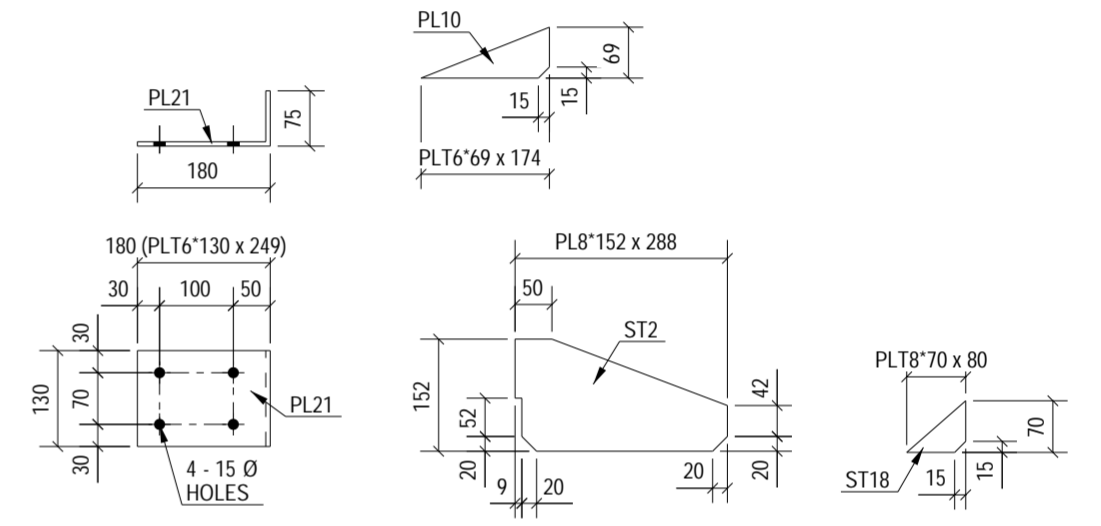
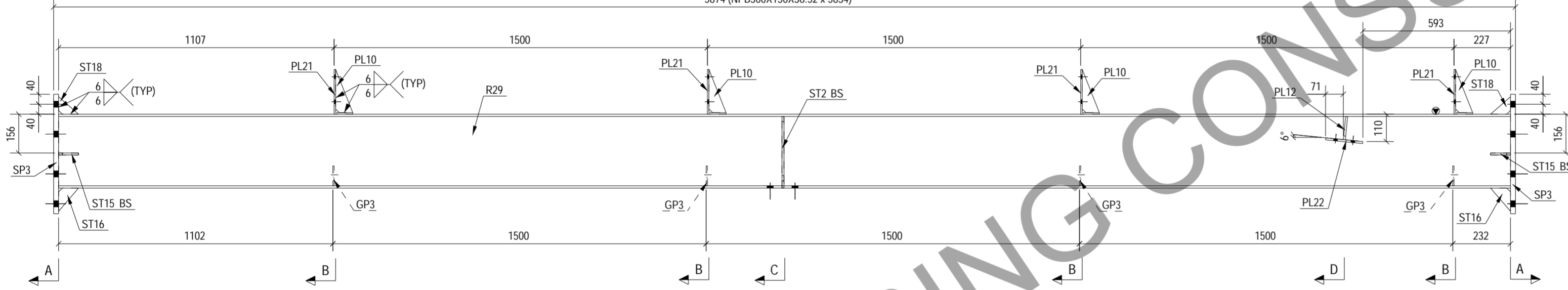
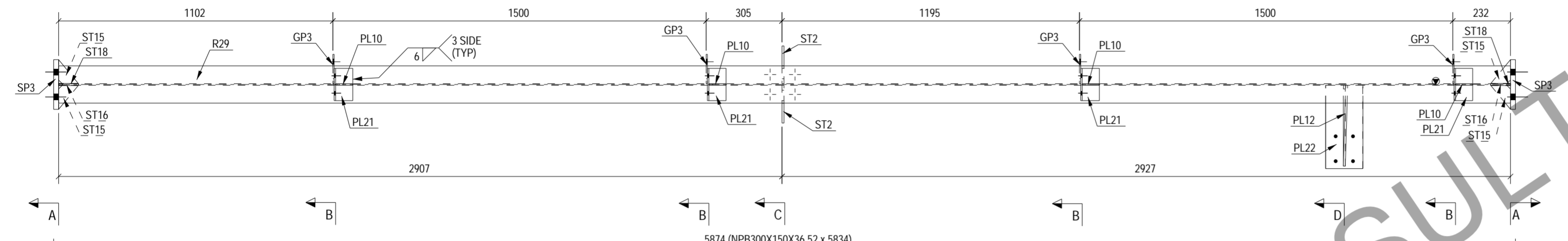
No	REV MARK	ISSUED FOR FABRICATION	AS	SK	27.03.2024
		REVISION DESCRIPTION	DRAWN BY	CHKD BY	REV. DATE
CLIENT:-					
FABRICATOR:-			DETAILING CONSULTANTS:-		
			TOTAL ENGINEERING CONSULTANTS LLC		
			USA		
PROJECT NAME		WAREHOUSE SHED		SHEET No:- 1 OF 1	
DRAWING TITLE		ASSEMBLY DRAWING OF R27		JOB No:- PDSPL-05	
DESIGN CONSULTANT		-		SCALE:- AS SHOWN	
APPROVED BY		-		SHT SIZE:-	
DRAWING No		2024-P11-P01-ASS-R27		REV. No:- 0	
				A2	

1 REQ'D AS DRAWN MARKED No. R27

MARK NO.	GRID LOCATION	
R29	A/1-3	+26.034

BOLT LIST FOR ASSEMBLY MK'D R29			
Dia.	Grade	Length	No.
M 12	8.8XOX	30	20
M 20	8.8XOX	70	8

BILL OF MATERIALS		ASSEMBLY MK'D : R29		ASSY QTY : 1				
Item Mark	Qty./ Assembly	Profile Size	Wt./Meter	Length	Wt./Item	Total Qty.	Total Wt.	Material
R29	1	NPB300X150X36.52	36.52	5834.00	213.05	1	213.05	IS2062
GP3	4	PLT5*80	39.25	118.50	0.37	4	1.49	IS2062
PL10	4	PLT6*69	47.10	174.00	0.57	4	2.26	IS2062
PL12	1	PLT8*93	62.80	325.45	1.91	1	1.91	IS2062
PL21	4	PLT6*130	47.10	249.00	1.52	4	6.10	IS2062
PL22	1	PLT8*150	62.80	335.45	3.16	1	3.16	IS2062
SP3	2	PLT20*200	157.00	480.00	15.07	2	30.14	IS2062
ST2	2	PL8*152	62.80	287.80	2.75	2	5.49	IS2062
ST15	4	PLT8*80	62.80	96.95	0.49	4	1.95	IS2062
ST16	2	PLT8*80	62.80	93.00	0.47	2	0.93	IS2062
ST18	2	PLT8*70	62.80	80.00	0.35	2	0.70	IS2062
Total						267.19		



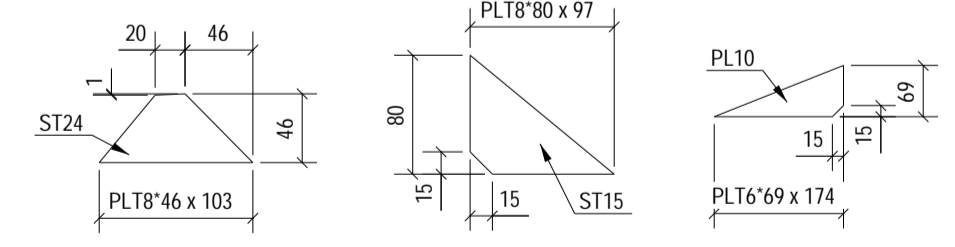
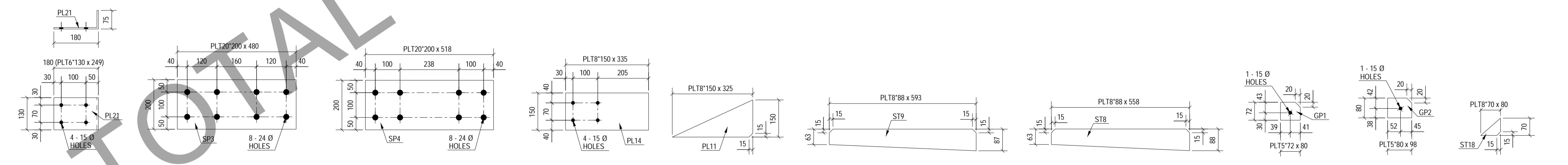
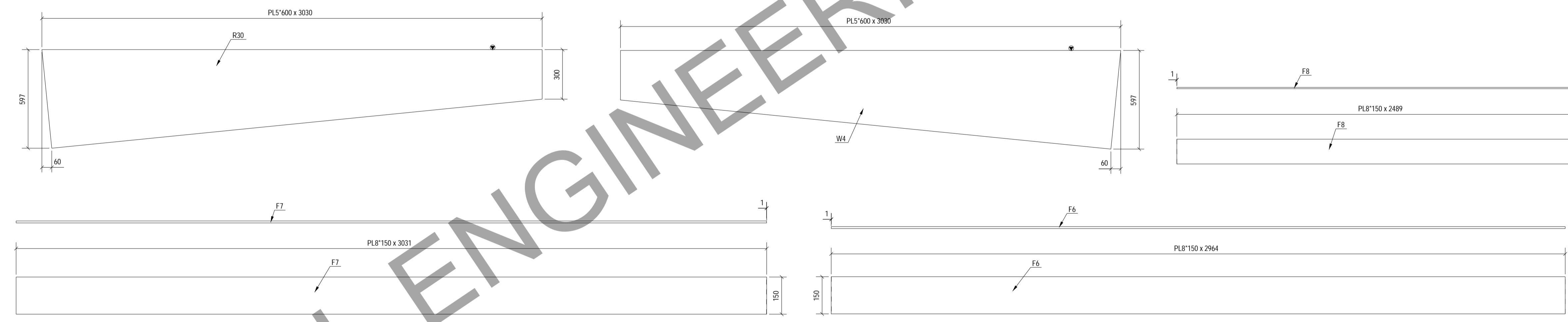
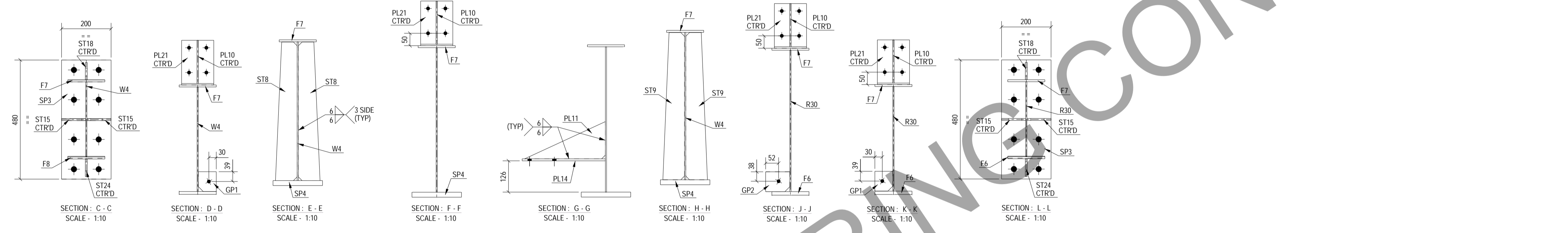
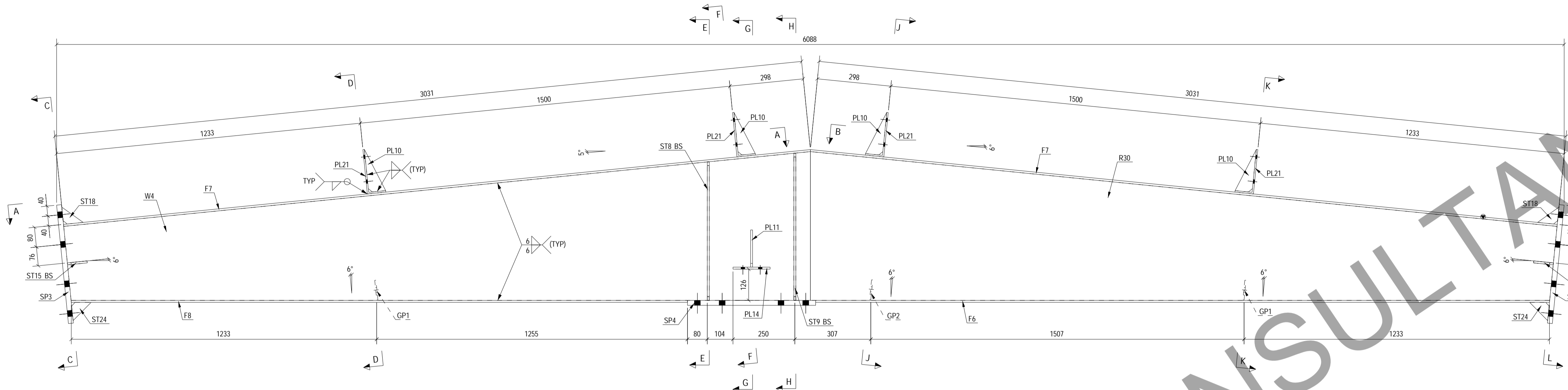
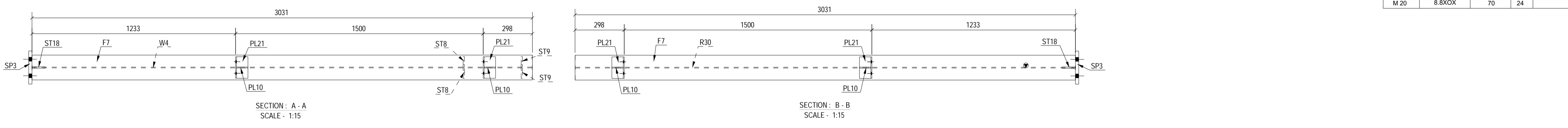
1 REQ'D AS DRAWN MARKED No. R29

1	0	ISSUED FOR FABRICATION	AS	SK	27.03.2024
No	REV MARK	REVISION DESCRIPTION	DRAWN BY	CHKD BY	REV. DATE
CLIENT:-					
FABRICATOR:-			DETAILING CONSULTANTS:- 		
PROJECT NAME	WAREHOUSE SHED		SHEET No:- 1 OF 1		
DRAWING TITLE	ASSEMBLY DRAWING OF R29		JOB No:- PDSPL-05		
DESIGN CONSULTANT	-		SCALE:- AS SHOWN		SHT SIZE:-
APPROVED BY	-		REV. No:- 0		A2
DRAWING No	2024-P11-P01-ASS-R29				

MARK NO.	GRID LOCATION
R30	A/3-4 +26.332

BOLT LIST FOR ASSEMBLY MKD' R30			
Dia.	Grade	Length	No.
M 12	8.8XOX	30	19
M 20	8.8XOX	70	24

BILL OF MATERIALS									
		ASSEMBLY MKD : R30				ASSY QTY : 1			
Item Mark	Qty / Assembly	Profile Size	Wt./Meter	Length	Wt./Item	Total Qty.	Total Wt.	Material	
R30	1	PL5'600	39.25	3030.30	71.01	1	71.01	IS2062	
F6	1	PL8'150	62.80	2964.11	27.92	1	27.92	IS2062	
F7	2	PL8'150	62.80	3031.10	28.55	2	57.11	IS2062	
F8	1	PL8'150	62.80	2489.11	23.45	1	23.45	IS2062	
GP1	2	PLT5'72	39.25	80.00	0.23	2	0.46	IS2062	
GP2	1	PLT5'80	39.25	97.50	0.31	1	0.31	IS2062	
PL10	4	PLT6'69	47.10	174.00	0.67	4	2.26	IS2062	
PL11	1	PLT8'150	62.80	326.00	3.07	1	3.07	IS2062	
PL14	1	PLT8'150	62.80	336.00	3.17	1	3.17	IS2062	
PL21	4	PLT6'130	47.10	249.00	1.52	4	6.10	IS2062	
SP3	2	PLT20'200	157.00	490.00	15.07	2	30.14	IS2062	
SP4	1	PLT20'200	157.00	517.60	16.25	1	16.25	IS2062	
ST8	2	PLT8'58	62.80	558.40	3.07	2	6.14	IS2062	
ST9	2	PLT8'88	62.80	583.33	3.26	2	6.52	IS2062	
ST15	4	PLT8'80	62.80	96.95	0.49	4	1.95	IS2062	
ST18	2	PLT8'70	62.80	80.00	0.35	2	0.70	IS2062	
ST24	2	PLT8'46	62.80	103.41	0.30	2	0.60	IS2062	
W4	1	PL5'600	39.25	3030.30	71.01	1	71.01	IS2062	
							Total	328.16	



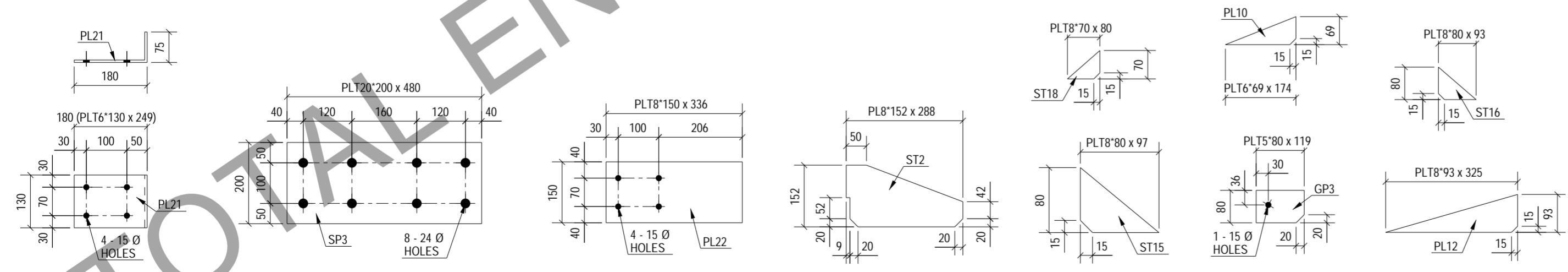
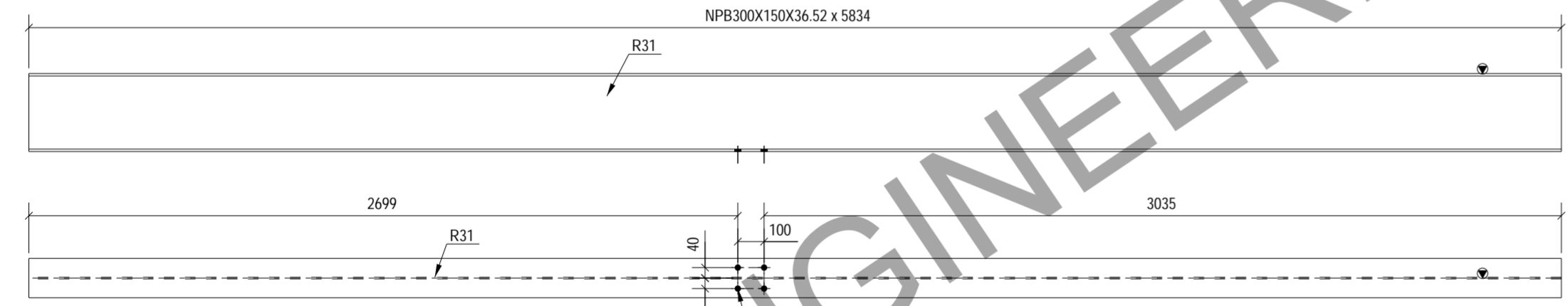
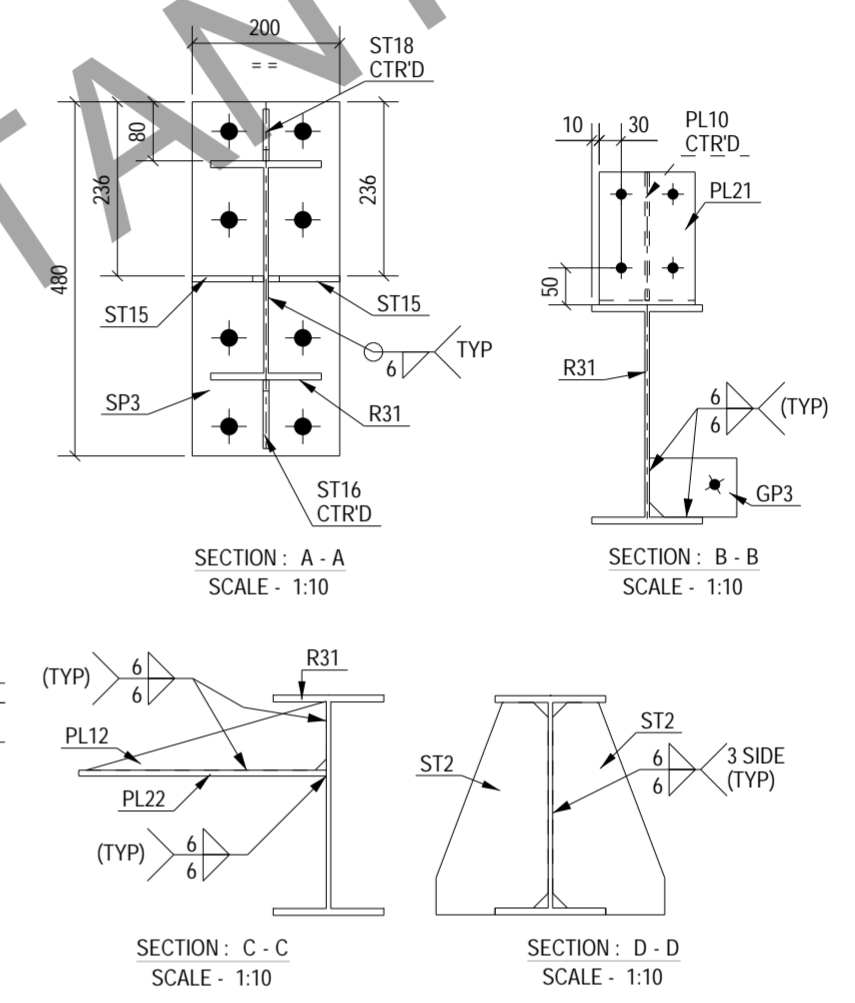
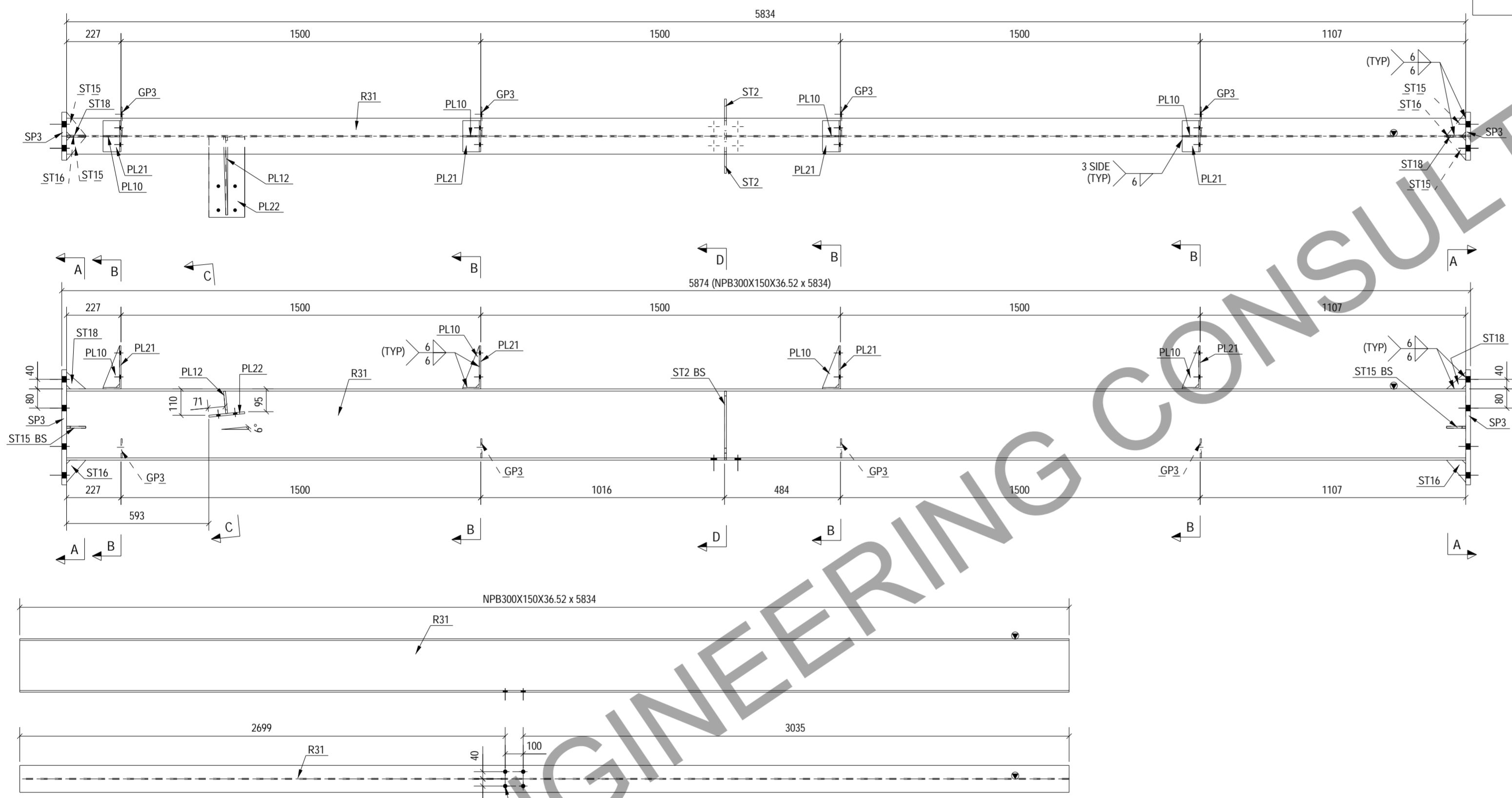
1 REQ'D AS DRAWN MARKED No. R30

1	0	ISSUED FOR FABRICATION	AS	SK	27.03.2024
No	REV MARK	REVISION DESCRIPTION	DRAWN BY	CHKD BY	REV. DATE
CLIENT-					
FABRICATOR-					
PROJECT NAME	WAREHOUSE SHED		SHEET No:- 1 OF 1		
DRAWING TITLE	ASSEMBLY DRAWING OF R30		JOB No:- PDSPL-05		
DESIGN CONSULTANT	-		SCALE:- AS SHOWN		
APPROVED BY	-		REV. No:- 0		SHT SIZE:- A1
DRAWING No	2024-P11-P01-ASS-R30				

MARK NO.	GRID LOCATION	
R31	A/3-5'	+26.034

BOLT LIST FOR ASSEMBLY MK'D R31			
Dia.	Grade	Length	No.
M 12	8.8XOX	30	20
M 20	8.8XOX	70	8

BILL OF MATERIALS		ASSEMBLY MK'D : R31		ASSY QTY : 1				
Item Mark	Qty./ Assembly	Profile Size	Wt./Meter	Length	Wt./Item	Total Qty.	Total Wt.	Material
R31	1	NPB300X150X36.52	36.52	5834.00	213.05	1	213.05	IS2062
GP3	4	PLT5*80	39.25	118.50	0.37	4	1.49	IS2062
PL10	4	PLT6*69	47.10	174.00	0.57	4	2.26	IS2062
PL12	1	PLT8*93	62.80	325.45	1.91	1	1.91	IS2062
PL21	4	PLT6*130	47.10	249.00	1.52	4	6.10	IS2062
PL22	1	PLT8*150	62.80	335.45	3.16	1	3.16	IS2062
SP3	2	PLT20*200	157.00	480.00	15.07	2	30.14	IS2062
ST2	2	PL8*152	62.80	287.80	2.75	2	5.49	IS2062
ST15	4	PLT8*80	62.80	96.95	0.49	4	1.95	IS2062
ST16	2	PLT8*80	62.80	93.00	0.47	2	0.93	IS2062
ST18	2	PLT8*70	62.80	80.00	0.35	2	0.70	IS2062
Total						267.19		



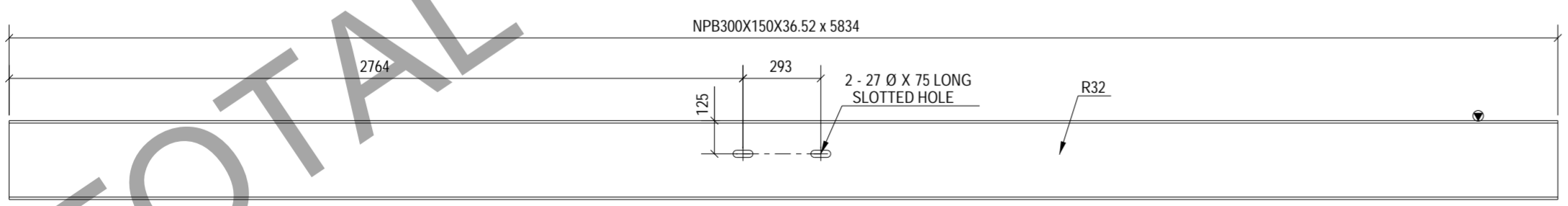
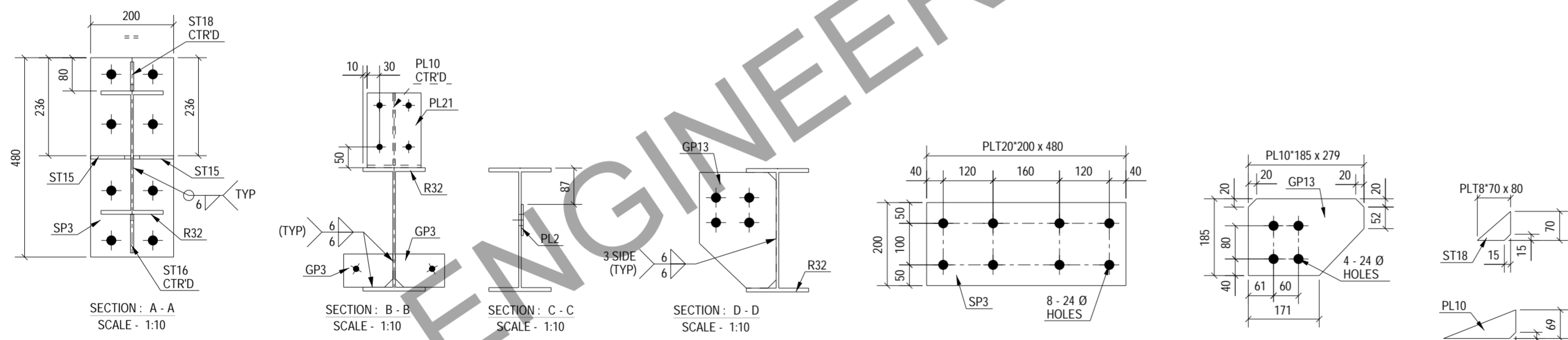
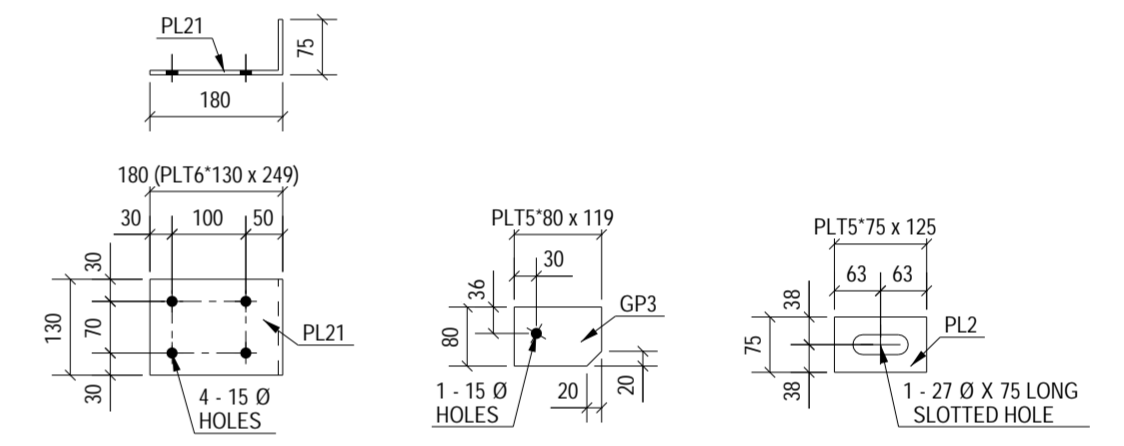
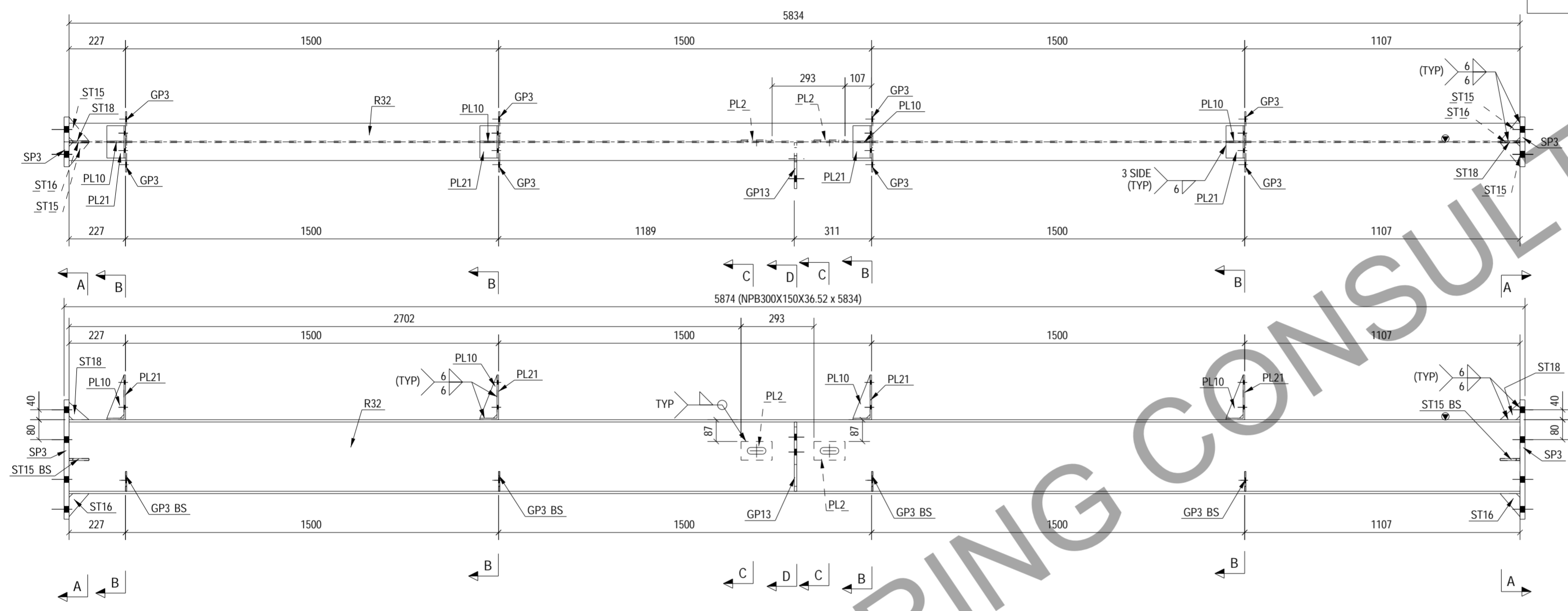
1 REQ'D AS DRAWN MARKED No. R31

1	0	ISSUED FOR FABRICATION	AS	SK	27.03.2024
No	REV MARK	REVISION DESCRIPTION	DRAWN BY	CHKD BY	REV. DATE
CLIENT:-					
FABRICATOR:-			DETAILING CONSULTANTS:- TOTAL ENGINEERING CONSULTANTS LLC USA		
PROJECT NAME		WAREHOUSE SHED		SHEET No:- 1 OF 1	
DRAWING TITLE		ASSEMBLY DRAWING OF R31		JOB No:- PDSPL-05	
DESIGN CONSULTANT		-		SCALE:- AS SHOWN	
APPROVED BY		-		SHT SIZE:-	
DRAWING No		2024-P11-P01-ASS-R31		REV. No:- 0	
				A2	

MARK NO.	GRID LOCATION	
R32	C/3-5'	+26.034

BOLT LIST FOR ASSEMBLY MKD' R32			
Dia.	Grade	Length	No.
M 12	8.8XOX	30	24
M 20	8.8XOX	70	8

BILL OF MATERIALS		ASSEMBLY MKD' : R32		ASSY QTY : 1				
Item Mark	Qty./ Assembly	Profile Size	Wt./Meter	Length	Wt./Item	Total Qty.	Total Wt.	Material
R32	1	NPB300X150X36.52	36.52	5834.00	213.05	1	213.05	IS2062
GP3	8	PLT5*80	39.25	118.50	0.37	8	2.98	IS2062
GP13	1	PL10*185	78.50	278.60	4.05	1	4.05	IS2062
PL2	2	PLT5*75	39.25	125.00	0.37	2	0.74	IS2062
PL10	4	PLT6*69	47.10	174.00	0.57	4	2.26	IS2062
PL21	4	PLT6*130	47.10	249.00	1.52	4	6.10	IS2062
SP3	2	PLT20*200	157.00	480.00	15.07	2	30.14	IS2062
ST15	4	PLT8*80	62.80	96.95	0.49	4	1.95	IS2062
ST16	2	PLT8*80	62.80	93.00	0.47	2	0.93	IS2062
ST18	2	PLT8*70	62.80	80.00	0.35	2	0.70	IS2062
Total						262.90		



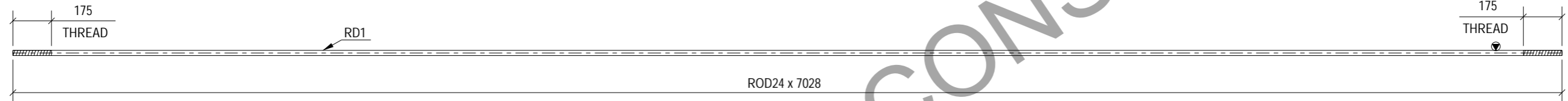
1 REQ'D AS DRAWN MARKED No. R32


1	0	ISSUED FOR FABRICATION	AS	SK	27.03.2024
No	REV MARK	REVISION DESCRIPTION	DRAWN BY	CHKD BY	REV. DATE
CLIENT:-					
FABRICATOR:-			DETAILING CONSULTANTS:- 		
PROJECT NAME	WAREHOUSE SHED		SHEET No:- 1 OF 1		
DRAWING TITLE	ASSEMBLY DRAWING OF R32		JOB No:- PDSPL-05		
DESIGN CONSULTANT	-		SCALE:- AS SHOWN		SHT SIZE:-
APPROVED BY	-		REV. No:- 0		A2
DRAWING No	2024-P11-P01-ASS-R32				

MARK NO.	GRID LOCATION	
RD1	J-H/3-4	+26.027

BOLT LIST FOR ASSEMBLY MKD' RD1				
Dia.	Grade	Length	No.	

BILL OF MATERIALS									
ASSEMBLY MK'D : RD1					ASSY QTY : 1				
Item Mark	Qty./ Assembly	Profile Size	Wt./Meter	Length	Wt./Item	Total Qty.	Total Wt.	Material	
RD1	1	ROD24	3.39	7027.86	23.83	1	23.83	IS2062	
Total							23.83		



1	0	ISSUED FOR FABRICATION	AS	SK	27.03.2024
No	REV MARK	REVISION DESCRIPTION	DRAWN BY	CHKD BY	REV. DATE
CLIENT:-					
FABRICATOR:-			 DETAILING CONSULTANTS:- TOTAL ENGINEERING CONSULTANTS LLC USA		
PROJECT NAME		WAREHOUSE SHED			
DRAWING TITLE		ASSEMBLY DRAWING OF RD1		SHEET No:- 1 OF 1	
DESIGN CONSULTANT		-		JOB No:- PDSPL-05	
APPROVED BY		-		SCALE:- AS SHOWN	
DRAWING No		2024-P11-P01-ASS-RD1		SHT SIZE:- A3	
				REV. No:- 0	

1 REQ'D AS DRAWN MARKED No. RD1

MARK NO.	GRID LOCATION	
SB1	J-H/1	+24.963

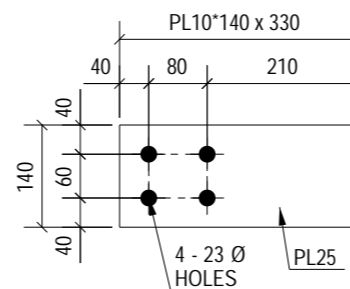
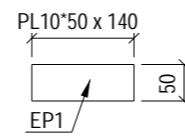
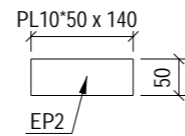
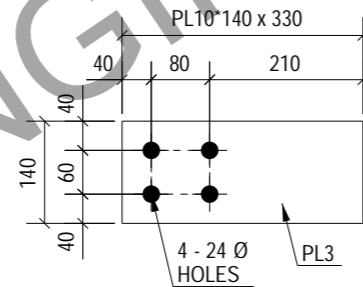
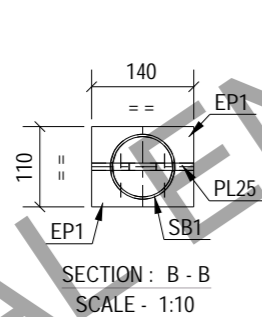
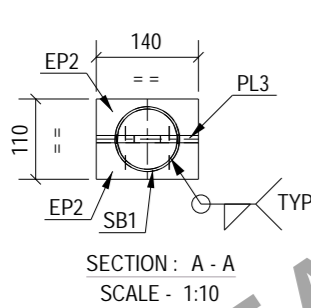

BOLT LIST FOR ASSEMBLY MKD' SB1				
Dia.	Grade	Length	No.	
M20	8.8XOX	50	8	

BILL OF MATERIALS

ASSEMBLY MK'D : SB1

ASSY QTY : 1

Item Mark	Qty./ Assembly	Profile Size	Wt./Meter	Length	Wt./Item	Total Qty.	Total Wt.	Material
SB1	1	TS80NB3.2	6.72	3785.00	25.58	1	25.58	IS2062
EP1	2	PL10*50	78.50	140.00	0.55	2	1.10	IS2062
EP2	2	PL10*50	78.50	140.00	0.55	2	1.10	IS2062
PL3	1	PL10*140	78.50	330.00	3.63	1	3.63	IS2062
PL25	1	PL10*140	78.50	330.00	3.63	1	3.63	IS2062
Total							35.03	



1	0	ISSUED FOR FABRICATION	AS	SK	27.03.2024
No	REV MARK	REVISION DESCRIPTION	DRAWN BY	CHKD BY	REV. DATE
CLIENT:-					
FABRICATOR:-					
PROJECT NAME		WAREHOUSE SHED	DETAILING CONSULTANTS:-		
DRAWING TITLE		ASSEMBLY DRAWING OF SB1	TOTAL ENGINEERING CONSULTANTS LLC		
DESIGN CONSULTANT		-	USA		
APPROVED BY		-	PROJECT No:- PDSPL-05		SHEET No:- 1 OF 1
DRAWING No		2024-P11-P01-ASS-SB1	SCALE:- AS SHOWN		SHT SIZE:-
			REV. No:- 0		A3

1 REQ'D AS DRAWN MARKED No. SB1

MARK NO.	GRID LOCATION	
SB2	J-H/5	+24.963

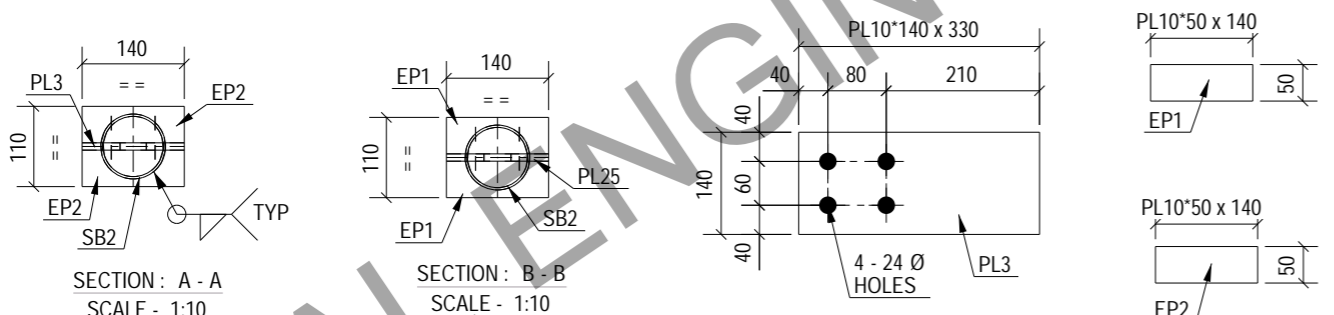

BOLT LIST FOR ASSEMBLY MKD' SB2				
Dia.	Grade	Length	No.	
M20	8.8XOX	50	8	

BILL OF MATERIALS

ASSEMBLY MK'D : SB2

ASSY QTY : 1

Item Mark	Qty./ Assembly	Profile Size	Wt./Meter	Length	Wt./Item	Total Qty.	Total Wt.	Material
SB2	1	TS80NB3.2	6.72	3785.00	25.58	1	25.58	IS2062
EP1	2	PL10*50	78.50	140.00	0.55	2	1.10	IS2062
EP2	2	PL10*50	78.50	140.00	0.55	2	1.10	IS2062
PL3	1	PL10*140	78.50	330.00	3.63	1	3.63	IS2062
PL25	1	PL10*140	78.50	330.00	3.63	1	3.63	IS2062
Total							35.03	



1	0	ISSUED FOR FABRICATION	AS	SK	27.03.2024
No	REV MARK	REVISION DESCRIPTION	DRAWN BY	CHKD BY	REV. DATE
CLIENT:-					
FABRICATOR:-					
PROJECT NAME		WAREHOUSE SHED		SHEET No:- 1 OF 1	
DRAWING TITLE		ASSEMBLY DRAWING OF SB2		JOB No:- PDSPL-05	
DESIGN CONSULTANT		-		SCALE:- AS SHOWN	
APPROVED BY		-		SHT SIZE:-	
DRAWING No		2024-P11-P01-ASS-SB2		REV. No:- 0	
				A3	

1 REQ'D AS DRAWN MARKED No. SB2

MARK NO.	GRID LOCATION	
SC1	F/5-5	+24.676

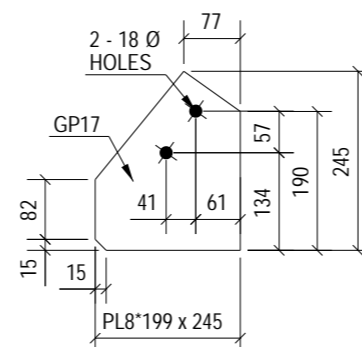
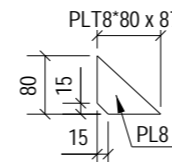
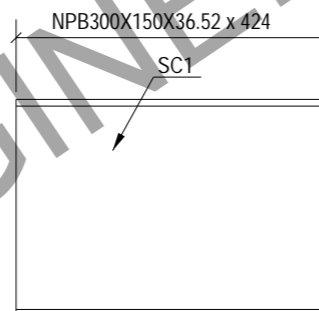
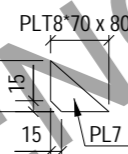
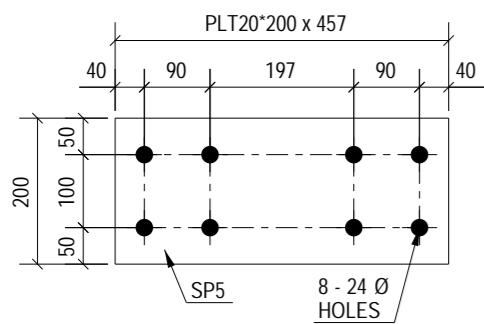
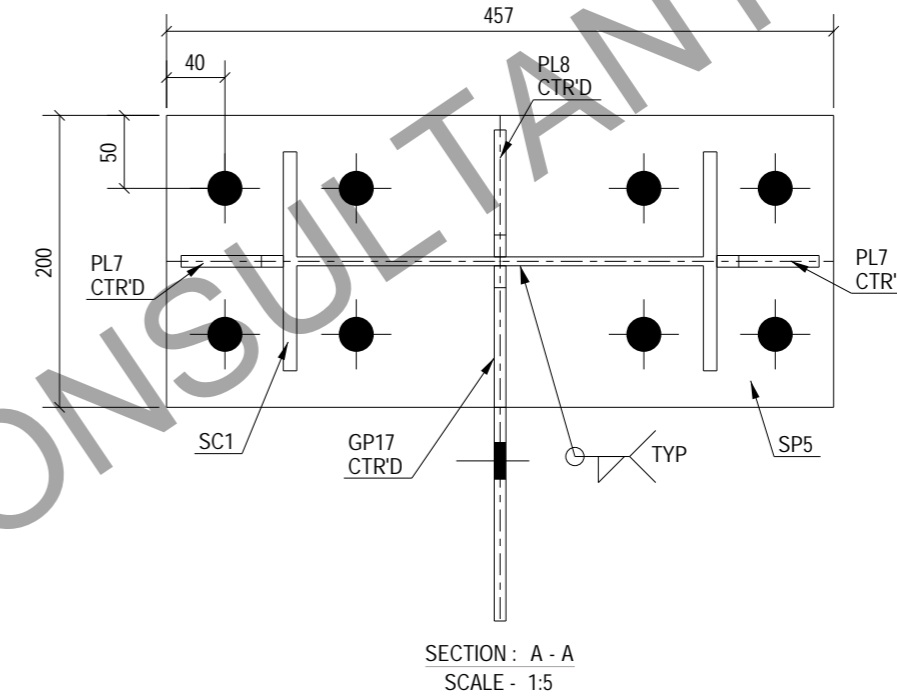
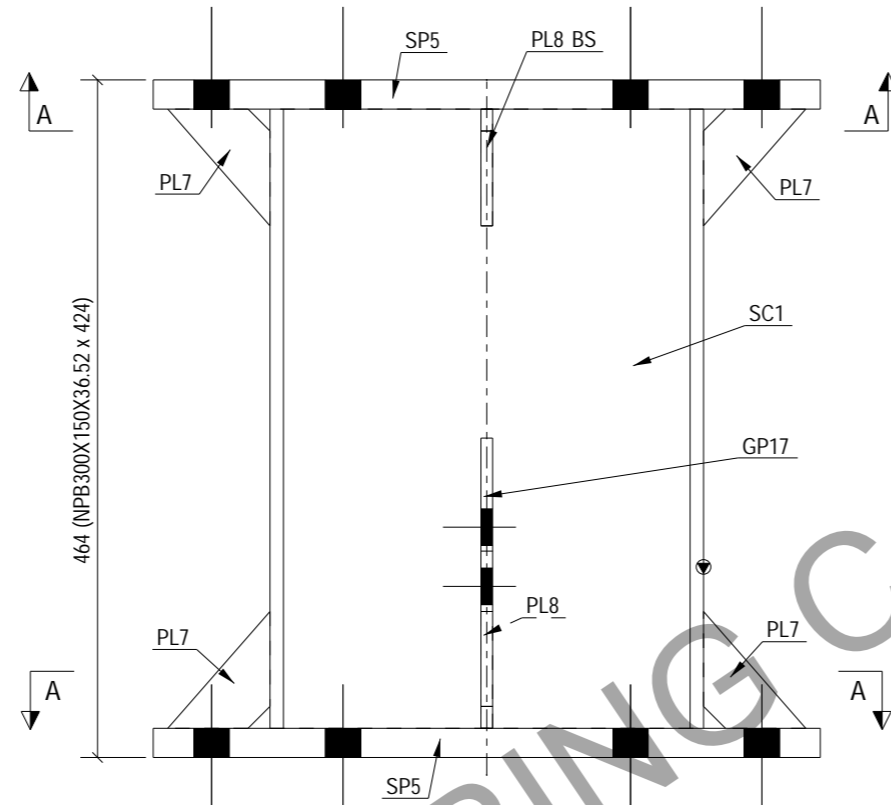
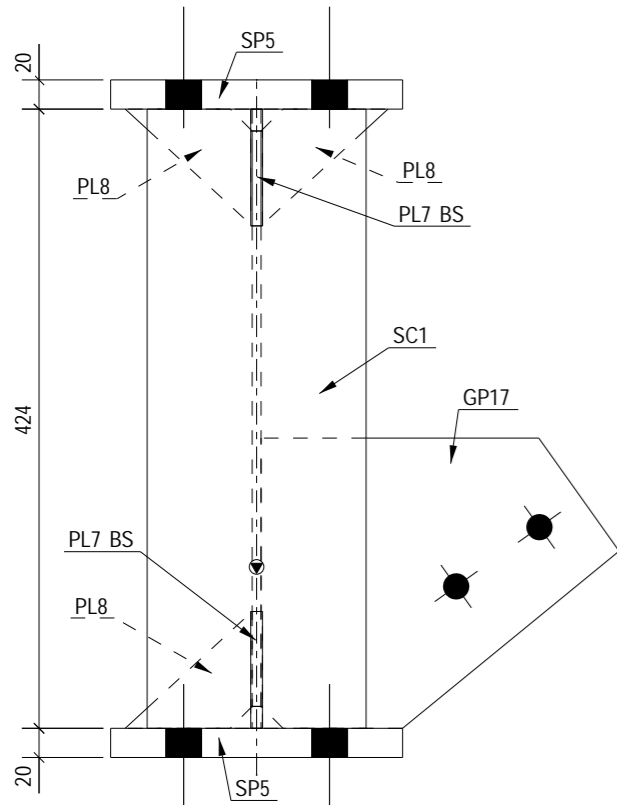
BOLT LIST FOR ASSEMBLY MKD' SC1				
Dia.	Grade	Length	No.	
M20	8.8XOX	70	8	

BILL OF MATERIALS

ASSEMBLY MK'D : SC1

ASSY QTY : 1

Item Mark	Qty./ Assembly	Profile Size	Wt./Meter	Length	Wt./Item	Total Qty.	Total Wt.	Material
SC1	1	NPB300X150X36.52	36.52	424.17	15.49	1	15.49	IS2062
GP17	1	PL8*199	62.80	245.30	3.06	1	3.06	IS2062
PL7	4	PLT8*70	62.80	80.00	0.35	4	1.41	IS2062
PL8	3	PLT8*80	62.80	86.95	0.44	3	1.31	IS2062
SP5	2	PLT20*200	157.00	457.00	14.35	2	28.70	IS2062
Total							49.97	



1 REQ'D AS DRAWN MARKED No. SC1

1	0	ISSUED FOR FABRICATION	AS	SK	27.03.2024
No	REV MARK	REVISION DESCRIPTION	DRAWN BY	CHKD BY	REV. DATE
CLIENT:-					
FABRICATOR:-			DETAILING CONSULTANTS:- 		
PROJECT NAME		WAREHOUSE SHED	SHEET No:- 1 OF 1		
DRAWING TITLE		ASSEMBLY DRAWING OF SC1	JOB No:- PDSPL-05		
DESIGN CONSULTANT		-	SCALE:- AS SHOWN		SHT SIZE:-
APPROVED BY		-	REV. No:- 0		A3
DRAWING No		2024-P11-P01-ASS-SC1			

MARK NO.	GRID LOCATION	MARK NO.	GRID LOCATION	MARK NO.	GRID LOCATION	MARK NO.	GRID LOCATION	MARK NO.	GRID LOCATION		
SR1	A/1-2	+21.750	SR1	D-C/2-3	+25.911	SR1	G/1-2	+25.613	SR1	K-J/1-2	+25.314
SR1	A/1-2	+23.250	SR1	D-C/2-3	+26.060	SR1	G/2-3	+25.762	SR1	K-J/1-2	+25.463
SR1	A/2-3	+21.750	SR1	D-C/2-3	+26.210	SR1	G/2-3	+25.911	SR1	K-J/1-2	+25.613
SR1	A/2-3	+23.250	SR1	D-C/3-4	+25.911	SR1	G/2-3	+26.060	SR1	K-J/2-3	+25.762
SR1	A/2-3	+25.750	SR1	D-C/3-4	+26.060	SR1	G/2-3	+26.210	SR1	K-J/2-3	+25.911
SR1	A/3-4	+21.750	SR1	D-C/3-4	+26.210	SR1	G/3-4	+25.911	SR1	K-J/2-3	+26.060
SR1	A/3-4	+23.250	SR1	D-C/3-5'	+25.762	SR1	G/3-4	+26.060	SR1	K-J/2-3	+26.210
SR1	A/3-4	+25.750	SR1	D-C/4-5'	+25.314	SR1	G/3-4	+26.210	SR1	K-J/3-4	+25.911
SR1	A/4-5'	+21.750	SR1	D-C/4-5'	+25.463	SR1	G/3-5'	+25.762	SR1	K-J/3-4	+26.060
SR1	A/4-5'	+23.250	SR1	D-C/4-5'	+25.613	SR1	G/4-5'	+25.314	SR1	K-J/3-4	+26.210
SR1	B-A/1'	+21.750	SR1	D-C/5	+21.750	SR1	G/4-5'	+25.463	SR1	K-J/3-5'	+25.762
SR1	B-A/1'	+23.250	SR1	D-C/5	+23.250	SR1	G/4-5'	+25.613	SR1	K-J/4-5'	+25.314
SR1	B-A/1-2	+25.314	SR1	E-D/1'	+21.750	SR1	G/5	+21.750	SR1	K-J/4-5'	+25.463
SR1	B-A/1-2	+25.463	SR1	E-D/1'	+23.250	SR1	G/5	+23.250	SR1	K-J/4-5'	+25.613
SR1	B-A/1-2	+25.613	SR1	E-D/1-2	+25.314	SR1	H-G/1'	+21.750	SR1	K-J/5	+21.750
SR1	B-A/2-3	+25.762	SR1	E-D/1-2	+25.463	SR1	H-G/1'	+23.250	SR1	K-J/5	+23.250
SR1	B-A/2-3	+25.911	SR1	E-D/1-2	+25.613	SR1	H-G/1-2	+25.314	SR1	K/1-2	+21.750
SR1	B-A/2-3	+26.060	SR1	E-D/2-3	+25.762	SR1	H-G/1-2	+25.463	SR1	K/1-2	+23.250
SR1	B-A/2-3	+26.210	SR1	E-D/2-3	+25.911	SR1	H-G/1-2	+25.613	SR1	K/2-3	+21.750
SR1	B-A/3-4	+25.911	SR1	E-D/2-3	+26.060	SR1	H-G/2-3	+25.762	SR1	K/2-3	+23.250
SR1	B-A/3-4	+26.060	SR1	E-D/2-3	+26.210	SR1	H-G/2-3	+25.911	SR1	K/2-3	+25.750
SR1	B-A/3-4	+26.210	SR1	E-D/3-4	+25.911	SR1	H-G/2-3	+26.060	SR1	K/3-4	+21.750
SR1	B-A/3-5'	+25.762	SR1	E-D/3-4	+26.060	SR1	H-G/2-3	+26.210	SR1	K/3-4	+23.250
SR1	B-A/4-5'	+25.314	SR1	E-D/3-4	+26.210	SR1	H-G/3-4	+25.911	SR1	K/3-4	+25.750
SR1	B-A/4-5'	+25.463	SR1	E-D/3-5'	+25.762	SR1	H-G/3-4	+26.060	SR1	K/4-5'	+21.750
SR1	B-A/4-5'	+25.613	SR1	E-D/4-5'	+25.314	SR1	H-G/3-4	+26.210	SR1	K/4-5'	+23.250
SR1	B-A/5	+21.750	SR1	E-D/4-5'	+25.463	SR1	H-G/3-5'	+25.762			
SR1	B-A/5	+23.250	SR1	E-D/4-5'	+25.613	SR1	H-G/4-5'	+25.314			
SR1	C-B/1'	+21.750	SR1	E-D/5	+21.750	SR1	H-G/4-5'	+25.463			
SR1	C-B/1'	+23.250	SR1	E-D/5	+23.250	SR1	H-G/4-5'	+25.613			
SR1	C-B/1-2	+25.314	SR1	F-E/1'	+21.750	SR1	H-G/5	+21.750			
SR1	C-B/1-2	+25.463	SR1	F-E/1'	+23.250	SR1	H-G/5	+23.250			
SR1	C-B/1-2	+25.613	SR1	F-E/1-2	+25.314	SR1	J-H/1'	+21.750			
SR1	C-B/2-3	+25.762	SR1	F-E/1-2	+25.463	SR1	J-H/1'	+23.250			
SR1	C-B/2-3	+25.911	SR1	F-E/1-2	+25.613	SR1	J-H/1-2	+25.314			
SR1	C-B/2-3	+26.060	SR1	F-E/2-3	+25.762	SR1	J-H/1-2	+25.463			
SR1	C-B/2-3	+26.210	SR1	F-E/2-3	+25.911	SR1	J-H/1-2	+25.613			
SR1	C-B/3-4	+25.911	SR1	F-E/2-3	+26.060	SR1	J-H/2-3	+25.762			
SR1	C-B/3-4	+26.060	SR1	F-E/2-3	+26.210	SR1	J-H/2-3	+25.911			
SR1	C-B/3-4	+26.210	SR1	F-E/3-4	+25.911	SR1	J-H/2-3	+26.060			
SR1	C-B/3-5'	+25.762	SR1	F-E/3-4	+26.060	SR1	J-H/2-3	+26.210			
SR1	C-B/4-5'	+25.314	SR1	F-E/3-4	+26.210	SR1	J-H/3-4	+25.911			
SR1	C-B/4-5'	+25.463	SR1	F-E/3-5'	+25.762	SR1	J-H/3-4	+26.060			
SR1	C-B/4-5'	+25.613	SR1	F-E/4-5'	+25.314	SR1	J-H/3-4	+26.210			
SR1	C-B/5	+21.750	SR1	F-E/4-5'	+25.463	SR1	J-H/3-5'	+25.762			
SR1	C-B/5	+23.250	SR1	F-E/4-5'	+25.613	SR1	J-H/4-5'	+25.314			
SR1	D-C/1'	+21.750	SR1	F-E/5	+21.750	SR1	J-H/4-5'	+25.463			
SR1	D-C/1'	+23.250	SR1	F-E/5	+23.250	SR1	J-H/4-5'	+25.613			
SR1	D-C/1-2	+25.314	SR1	G/1'	+21.750	SR1	J-H/5	+21.750			
SR1	D-C/1-2	+25.463	SR1	G/1'	+23.250	SR1	J-H/5	+23.250			
SR1	D-C/1-2	+25.613	SR1	G/1-2	+25.314	SR1	K-J/1'	+21.750			
SR1	D-C/2-3	+25.762	SR1	G/1-2	+25.463	SR1	K-J/1'	+23.250			

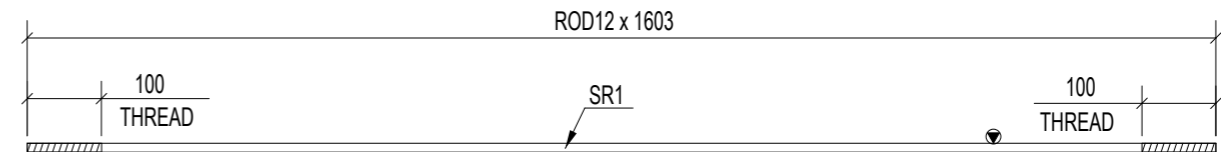
BILL OF MATERIALS

ASSEMBLY MK'D : SR1

ASSY QTY : 238

Item Mark	Qty./ Assembly	Profile Size	Wt./Meter	Length	Wt./Item	Total Qty.	Total Wt.	Material
SR1	1	ROD12	0.80	1603.33	1.28	238	305.01	IS2062
Total							305.01	

BOLT LIST FOR ASSEMBLY MKD' SR1			
Dia.	Grade	Length	No.



1	0	ISSUED FOR FABRICATION	AS	SK	27.03.2024
No	REV MARK	REVISION DESCRIPTION	DRAWN BY	CHKD BY	REV. DATE
CLIENT:-					
FABRICATOR:-			DETAILING CONSULTANTS:-		
PROJECT NAME		WAREHOUSE SHED		SHEET No:- 1 OF 1	
DRAWING TITLE		ASSEMBLY DRAWING OF SR1		JOB No:- PDSPL-05	
DESIGN CONSULTANT		-		SCALE:- AS SHOWN	
APPROVED BY		-		SHT SIZE:-	
DRAWING No		2024-P11-P01-ASS-SR1		REV. No:- 0	
				A3	

238 REQ'D AS DRAWN MARKED No. Nos. SR1

MARK NO.	GRID LOCATION	
VBR1	F/4-5'	+24.713

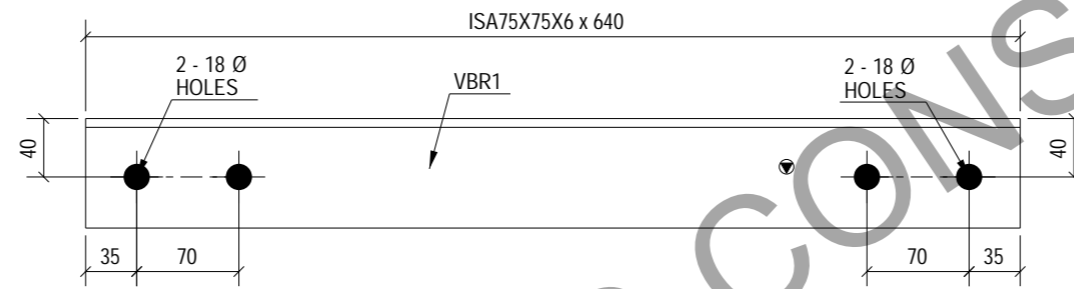
BOLT LIST FOR ASSEMBLY MKD' VBR1				
Dia.	Grade	Length	No.	
M16	8.8XOX	40	4	


BILL OF MATERIALS

ASSEMBLY MK'D : VBR1

ASSY QTY : 1

Item Mark	Qty./ Assembly	Profile Size	Wt./Meter	Length	Wt./Item	Total Qty.	Total Wt.	Material
VBR1	1	ISA75X75X6	6.80	640.25	4.35	1	4.35	IS2062
Total							4.35	



1	0	ISSUED FOR FABRICATION	AS	SK	27.03.2024
No	REV MARK	REVISION DESCRIPTION	DRAWN BY	CHKD BY	REV. DATE
CLIENT:-					
FABRICATOR:-			 DETAILING CONSULTANTS:- TOTAL ENGINEERING CONSULTANTS LLC USA		
PROJECT NAME		WAREHOUSE SHED			
DRAWING TITLE		ASSEMBLY DRAWING OF VBR1		SHEET No:- 1 OF 1	
DESIGN CONSULTANT		-		JOB No:- PDSPL-05	
APPROVED BY		-		SCALE:- AS SHOWN	
DRAWING No		2024-P11-P01-ASS-VBR1		SHT SIZE:- A3	
				REV. No:- 0	

1 REQ'D AS DRAWN MARKED No. VBR1